Const lic | No. Cmd/Tech/CC/2018-19/2960/22
dated 18/2/2019

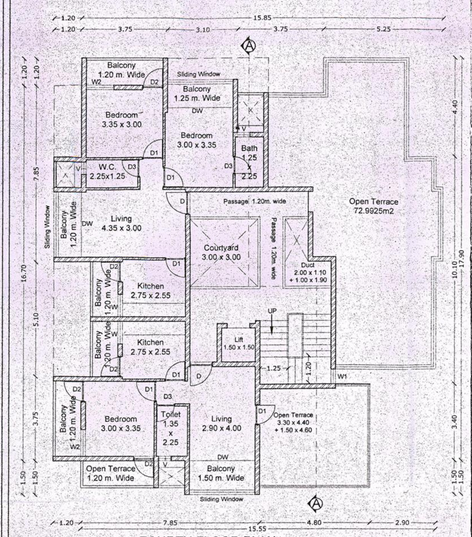

FOURTH FLOOR PLAN (SCALE 1:100)

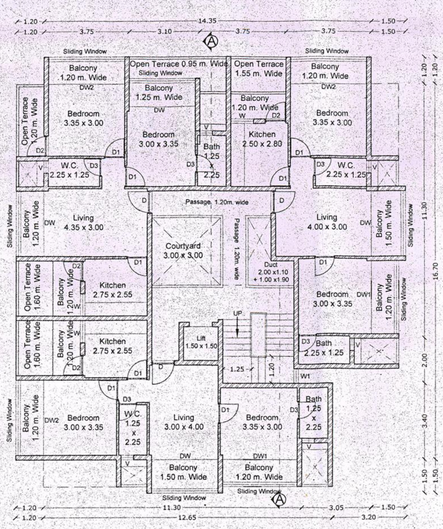

THIRD FLOOR PLAN (SCALE 1:100)

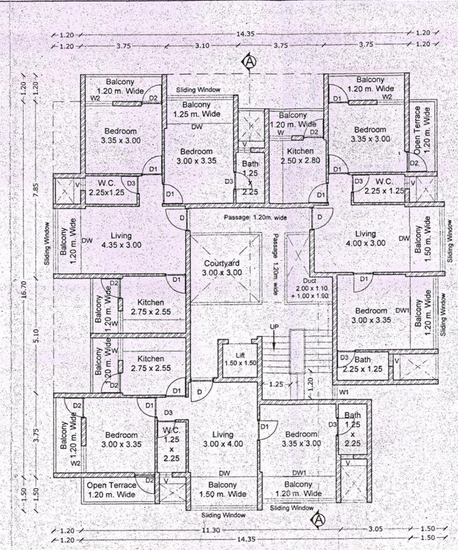

SECOND FLOOR PLAN (SCALE 1:100)

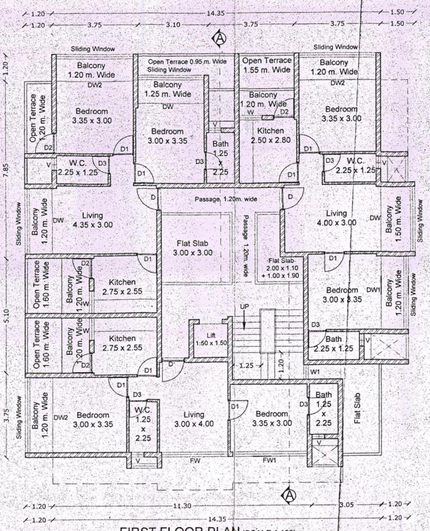

FIRST FLOOR PLAN (SCALE 1:100)

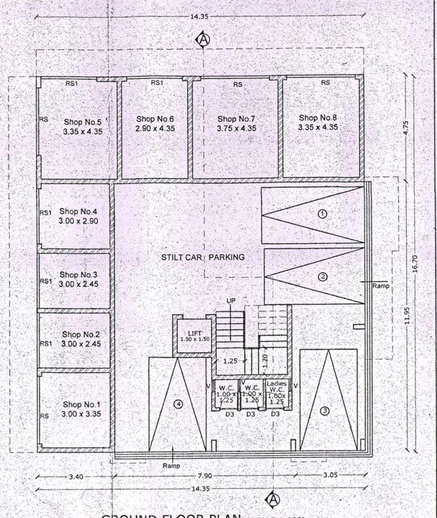

GROUND FLOOR PLAN (SCALE 1:100)

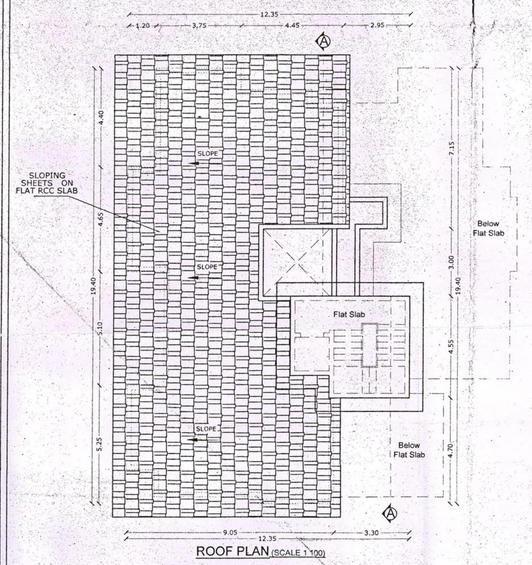

ROOF PLAN (SCALE 1:100)

AREA CALCULATION

A	= 14.35 x 4.75	= 68.1625	m2
B	= 3.40 x 11.95	= 40.63	m2
B1	= 3.50 x 1.60	= 5.60	m2
C	= 10.95 x 11.95	= 130.8525	m2
D	= 3.50 x 3.09	= 10.815	m2
E	= 1.70 x 1.90	= 3.23	m2
F	= 1.35 x 2.65	= 3.5775	m2
G	= 3.45 x 3.40	= 11.73	m2
H	= 7.85 x 3.75	= 29.4375	m2
I	= 3.10 x 0.65	= 2.015	m2
J	= 3.15 x 5.10	= 16.065	m2
K	= 4.75 x 3.10	= 14.725	m2
L	= 3.75 x 4.75	= 17.8125	m2
M	= 3.10 x 3.75	= 11.625	m2
N	= 1.15 x 2.65	= 3.0415	m2
N1	= 1.35 x 2.65	= 3.5775	m2
O	= 2.60 x 3.20	= 8.32	m2
P	= 3.75 x 4.75	= 17.8125	m2
Q	= 4.40 x 3.10	= 13.64	m2
R	= 3.40 x 3.45	= 11.73	m2
S	= 2.65 x 1.35	= 3.5775	m2
T	= 5.20 x 1.20	= 6.24	m2
T1	= 3.45 x 1.20	= 4.14	m2
T2	= 1.95 x 1.40	= 2.73	m2
U	= 1.20 x 3.00	= 3.60	m2
V	= 1.70 x 1.65	= 2.805	m2
W	= 1.20 x 3.35	= 4.02	m2
a	= 3.30 x 0.65	= 2.145	m2
a1	= 3.30 x 1.20	= 3.96	m2
b	= 3.30 x 3.35	= 11.055	m2
c	= 3.10 x 0.35	= 1.085	m2
d	= 1.70 x 1.70	= 2.89	m2
e	= 3.50 x 3.35	= 11.725	m2
f	= 3.45 x 1.20	= 4.14	m2
g	= 3.30 x 1.50	= 4.95	m2
h	= 1.20 x 3.75	= 4.50	m2
i	= 1.20 x 5.10	= 6.12	m2
j	= 1.20 x 3.30	= 3.96	m2
k	= 3.10 x 1.25	= 3.875	m2
l	= 2.60 x 1.20	= 3.12	m2
m	= 1.20 x 3.40	= 4.08	m2
n	= 1.60 x 5.10	= 8.16	m2
o	= 3.10 x 0.95	= 2.945	m2
p	= 3.75 x 1.55	= 5.8125	m2
q	= 1.50 x 0.65	= 0.975	m2
r	= 1.70 x 4.05	= 6.885	m2
s	= 3.30 x 4.40	= 14.52	m2
t	= 1.50 x 4.60	= 6.90	m2
u	= 4.40 x 4.80	= 21.12	m2
v	= 1.00 x 3.10	= 3.10	m2
w	= 4.70 x 3.30	= 15.51	m2
x	= 1.20 x 1.35	= 1.62	m2
y	= 6.15 x 4.20	= 25.83	m2
z	= 3.75 x 1.55	= 5.8125	m2

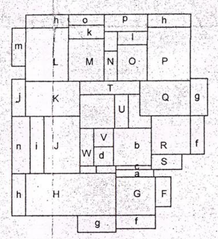

THIRD FLOOR AREA

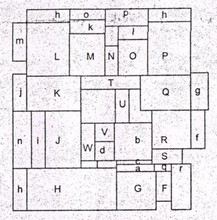

FIRST FLOOR AREA

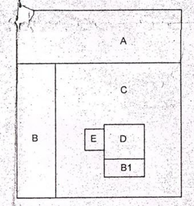

COVERED AREA & GROUND FLOOR AREA

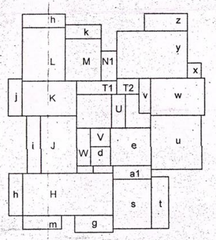

FOURTH FLOOR AREA

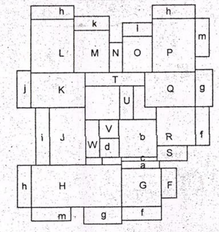

SECOND FLOOR AREA

PROPOSED COMPOUND WALL & COMPOUND GATE

TYPICAL SECTION (SCALE 1:100)

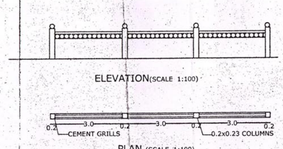

ELEVATION (SCALE 1:100)

PLAN (SCALE 1:100)

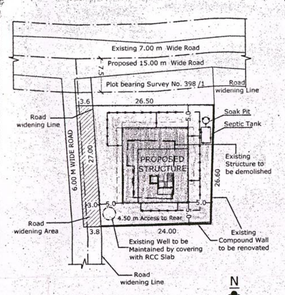

SITE PLAN (SCALE 1:500)

COVERED AREA = (A + B + C)
= 239.645 m2
Coverage = 35.50 %

Ground Floor Area = (A + B + B1) Floor Area + (D + E) Staircase, Lift + (C - B1 - E -D) Stilt Parking
= **114.3925** (Floor Area) + 14.045 (Staircase, Lift) + 111.2075 (Stilt Parking)

First Floor Area = (F + G + H + I + J + K + L + M + N + O + P + Q + R + S + T + U + V + W) Floor Area + (a + b + c + d) Staircase, Lift +
+ (f + g + 3h + i + j + k + l) Balcony + (m + n + o + p + q + r) Open Terrace
= **181.78** (Floor Area) + 17.175 (Staircase, Lift) + 39.665 (Balcony) + 28.8575 (Open Terrace)

Second Floor Area = (F + G + H + I + J + K + L + M + N +.O + P + Q + R + S+T+U+V+W) Floor Area + (a + b + c + d) Staircase, Lift, +
+ (2f + 2g + 3h + i + j + k + l)Balcony + (2 m) Open Terrace
= **181.78** (Floor Area) + 17.175 (Staircase, Lift) + 48.755 (Balcony) + 8.16 (Open Terrace)

Third Floor Area = (F + G + H + I + J + K + L + M + N + O + P + Q + R + S + T + U + V + W) Floor Area + (a + b + c + d) Staircase, Lift +
+ (2f + 2g + 3h + i + j + k + l)Balcony + (m + n + o + p) Open Terrace
= **181.78** (Floor Area) + 17.175 (Staircase, Lift) + 48.755 (Balcony) + 20.9975 (Open Terrace)

Fourth Floor Area = (H + I + J + K + L + M + N1 + T1 + T2 + U + V + W) Floor Area + (a1 + d + e) Staircase, Lift +
+ (g + 2h + i + j + k)Balcony + (m + s + t + u + v + w + x + y + z) Open Terrace
= **112.5525** (Floor Area) + 18.575 (Staircase, Lift) + 27.905 (Balcony) + 98.4925 (Open Terrace)

TOTAL FLOOR AREA = **772.285** (Floor Area) + 84.145 (Staircase, Lift) +165.08 (Balcony) + 156.5075 (Open Terrace) + 111.2075 (Stilt Parking)

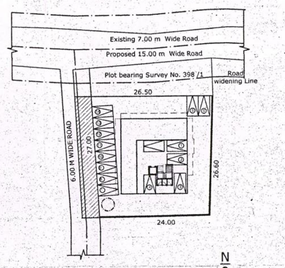

PARKING LAYOUT (SCALE 1:500)

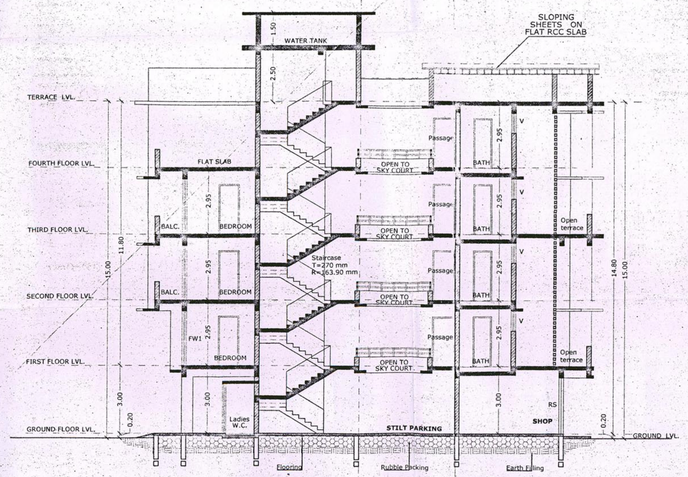

SECTION AA (SCALE 1:100)

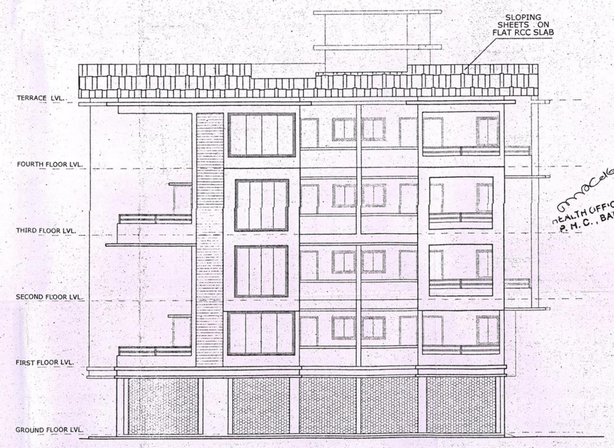

WEST SIDE ELEVATION (SCALE 1:100)

Please check order No. TPN/3100/CUNC/398/11/19
dated 31/1/19
regarding the plans.

Dy. Town Planner
Town & Country Planning Dept.
South Goa Dist. Office, Margao Goa

HEALTH OFFICER
P. H. C. BALLI

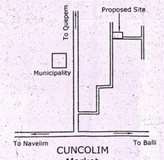

LOCATION PLAN (NOT TO SCALE)

JUNIOR ENGINEER
CUNCOLIM MUNICIPAL COUNCIL
GOA

MUNICIPAL ENGINEER
CUNCOLIM MUNICIPAL COUNCIL

CMC

Chief Officer
Cuncolim Municipal Council

SCHEDULE OF OPENINGS

DOORS		WINDOW	
1) D	= 1.00 x 2.50	1) W	= 1.00 x 1.20
2) D1	= 0.90 x 2.20	2) W1	= 0.65 x 1.20
3) D2	= 0.90 x 2.20	3) W2	= 1.20 x 1.20
4) D3	= 0.80 x 2.20	3) V	= 0.80 x 0.70
5) DW	= 2.90 x 2.50	4) RS	= 2.45 x 2.50
6) DW1	= 3.00 x 2.50	5) RS1	= 2.50 x 2.50
7) DW2	= 3.35 x 2.50		

NOTES: 1). all the dimensions are to be read in meters unless specified.
2). all external walls are 200mm thick & internal walls are 100mm thick.

Floor(%) Reference	Use	Total Built Up Area m2	Areas free from FAR: Staircase, Lift, Passage	Balcony	Open Terrace	Stilt Parking	Net floor Area m2	FAR %
Ground Floor	Parking / Commercial	239.645	14.045	- -	- -	111.2075	114.3925	14.76
First Floor	Residential	267.4775	17.175	39.665	28.8575	- -	181.78	23.45
Second Floor	Residential	255.87	17.175	48.755	8.16	- -	181.78	23.45
Third Floor	Residential	268.7075	17.175	48.755	20.9975	- -	181.78	23.45
Fourth Floor	Residential	257.525	18.575	27.905	98.4925	- -	112.5525	14.52
Total		1289.225	84.145	165.08	156.5075	111.2075	772.285	99.65

AREA STATEMENT

1).	Area of the plot	= 775.00 m2
2).	Deduction for Road Widening	= 100.00 m2
3).	Effective plot area	= 675.00 m2
4).	Covered Area allowed (40%)	= 270.00 m2
5).	Existing Covered area	= 119.00 m2
6).	Existing Covered area to be demolished	= 119.00 m2
7).	Proposed Covered area	= 239.645 m2
8).	Total covered Area	= 239.645 m2
9).	Total Coverage	= 35.50 %
10).	Existing floor area	= 119.00 m2
11).	Existing floor area to be demolished	= 119.00 m2
12).	Proposed Floor area	= 772.285 m2
13).	Total Floor area	= 772.285 m2
14).	Total FAR	= 99.65 %
15).	Parking Required	= 14 Nos
16).	Parking Provided	= 14 Nos.
17).	Length of compound wall	= 50.60 m.
18).	Commercial Area	= 114.3925 m2

PROJECT:-

PROPOSED RESIDENTIAL AND COMMERCIAL BUILDING & COMPOUND WALL IN PLOT BEARING SURVEY NO. 398 / 11, AT CUNCOLIM VILLAGE, SALCETE - GOA .

Scale:1:100 & 1:500
Sheet No - 1/1 | DWG BY : K.M.Gaonkar
DWG.NO. - | DATE - 19 - 10 - 2018

ARCHITECT
Mr. VIRAJ DESSAI
AR0026/2011
VASCO - GOA
Contact:9623363993

OWNER