SUN VILLA

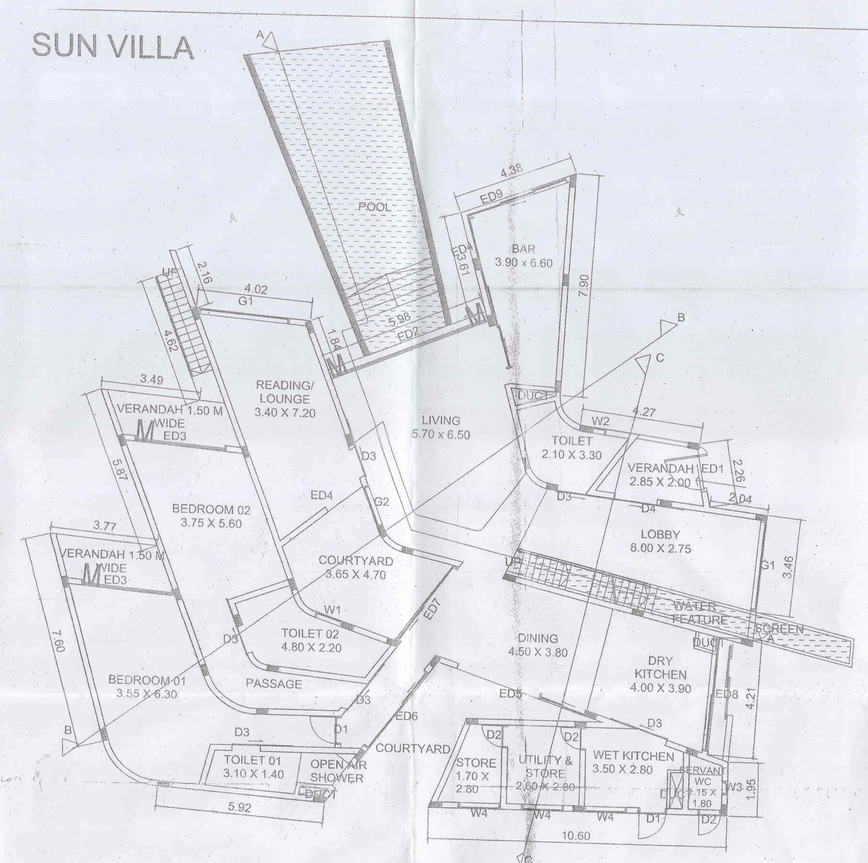

GROUND FLOOR PLAN

SC 1:100

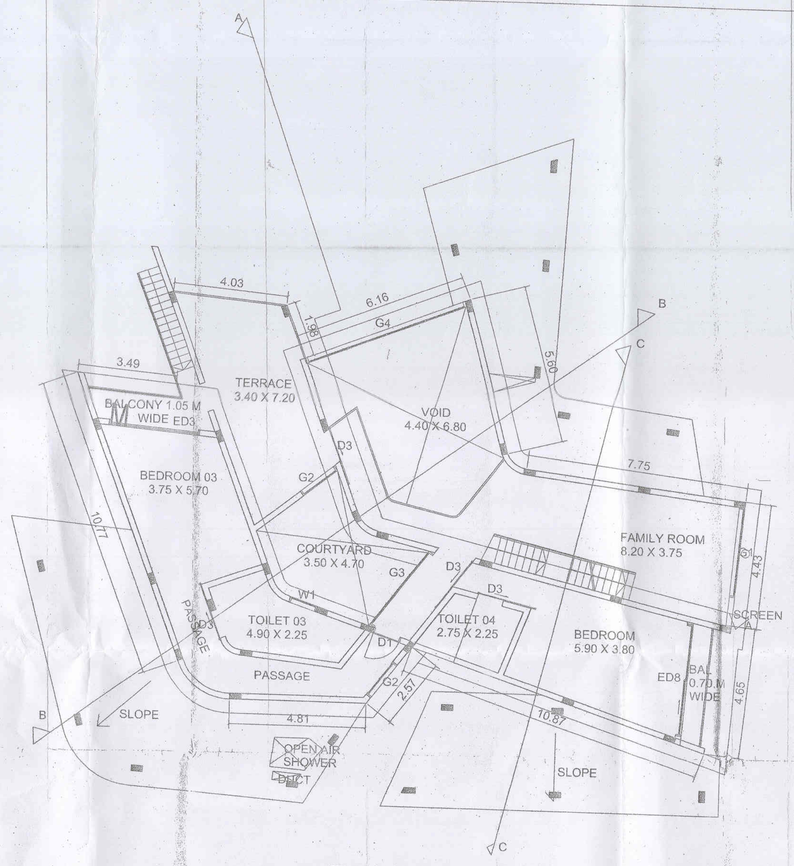

FIRST FLOOR PLAN

SC 1:100

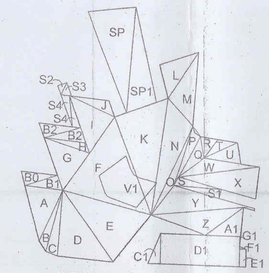

GROUND FLOOR PLAN

SC 1:300

A = ½ x 6.00 x 3.70 = 11.10
B = ½ x 6.75 x 0.97 = 3.27
C = ½ x 7.03 x 1.25 = 4.39
D = ½ x 9.23 x 4.50 = 20.76
E = ½ x 9.65 x 5.94 = 28.66
F = ½ x 11.00 x 7.89 = 43.39
G = ½ x 5.87 x 3.95 = 11.59
H = ½ x 4.97 x 0.91 = 2.26
I = ½ x 6.41 x 3.82 = 12.24
J = ½ x 5.29 x 1.33 = 3.51
K = ½ x 12.54 x 5.24 = 32.85
L = ½ x 5.91 x 2.66 = 7.86
M = ½ x 7.90 x 2.87 = 11.33
N = ½ x 12.54 x 3.03 = 18.99
O = ½ x 10.44 x 0.84 = 4.38
P = ½ x 6.62 x 1.14 = 3.77
Q = ½ x 4.94 x 1.44 = 3.55
R = ½ x 2.51 x 1.71 = 2.14
S = ½ x 5.21 X 0.93 = 2.42
S1 = ½ x 5.21 X 0.98 = 2.55
S2 = ½ x 1.43 X 0.71 = 0.50
S3 = ½ x 1.43 x 1.04 = 0.74
S4 = (½ x 3.60 X 0.80) x 2 = 2.88
T = ½ x 4.03 x 1.16 = 2.33
U = ½ x 4.03 x 2.16 = 4.35
W = ½ x 8.88 x 1.67 = 7.41.....entry
X = ½ x 8.88 x 3.35 = 29.74.....ENTRY
Y = ½ x 10.62 x 2.91 = 15.45

Z = ½ x 10.62 x 2.65 = 28.14
A1= ½ x 5.12 x 2.32 = 5.93
C1= ½ x 1.30 x 3.23 = 2.09
D1 = 8.58 x 3.23 = 27.71
E1 = 0.71 x 1.94 = 1.37
F1 = ½ x 0.71 x 0.24 = 0.08
G1= ½ x 0.08 x 1.04 = 0.08

V1 = 16.87 .....VOID

B0 = ½ x 3.77 x 1.50 = 2.82
B1 = ½ x 3.94 x 1.50 = 2.95
B2 = (½ x 4.37 x 1.50) x 2 = 6.54
TOTAL VERANDAH AREA = 12.31

SP = ½ x 11.42 x 4.96 = 28.32
SP1 = ½ x 11.23 x 3.01 = 16.90
SWIMMING POOL AREA = 45.22

TOTAL FAR = 360.31 - 16.87 + 12.31 = 358.75
TOTAL BUA = 358.75
COVERAGE = 358.75

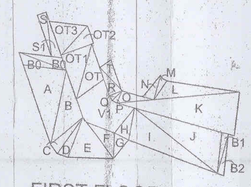

FIRST FLOOR PLAN

SC 1:300

A = ½ x 8.88 x 4.15 = 18.42
B = ½ x 8.06 x 2.72 = 10.96
C = ½ x 4.69 x 1.13 = 2.64
D = ½ x 4.69 x 1.15 = 5.39
E = ½ x 4.82 x 4.27 = 10.29
F = ½ x 4.91 x 1.73 = 4.24
G = ½ x 2.77 x 1.52 = 2.10
H = ½ x 3.47 x 1.61 = 2.79
I = ½ x 11.12 x 3.07 = 17.06
J = ½ x 11.12 x 3.72 = 20.68
K = ½ x 12.81 x 4.63 = 29.63
L = ½ x 9.08 x 1.88 = 8.53
M = ½ x 2.67 x 0.78 = 1.04
N = ½ x 2.91 x 1.08 = 1.57
O = ½ x 3.93 x 1.26 = 2.47
P = ½ x 1.47 x 0.56 = 0.41
Q = ½ x 1.47 X 0.57 = 0.41
R = ½ x 3.42 X 1.36 = 2.32
S = ½ x 4.72 x 0.97 = 2.28
S1 = ½ x 5.09 x 1.00 = 2.54
T = ½ x 3.25 X 1.43 = 2.32

V1 = 17.59
TOTAL VOID AREA = 17.59

B0 = (½ x 5.33 x 1.07) x 2 = 5.70
B1 = ½ x 4.38 x 0.70 = 1.53
B2 = ½ x 4.44 x 0.70 = 3.10
TOTAL BALCONY AREA = 10.33

OT = ½ x 6.06 x 2.20 = 6.66
OT1 = ½ x 6.06 x 2.78 = 8.42
OT2 = ½ x 4.17 x 1.71 = 3.56
OT3 = ½ x 4.17 X3.30 = 6.88
TOTAL OPEN TERRACE AREA = 25.52

TOTAL FAR = 148.11 - 17.59+10.33 + 25.52
= 166.37
TOTAL BUA = 166.37

OPENING SCHEDULE		
ED1	2.80 X 1.60	PIVOTED DOOR WITH TW FRAME
ED2	2.80 X 6.00	2 WAY FOUR SHUTTER SLIDING FOLDING PANE WITH SINGLE SLIDING TRACK IN TW FRAME
ED3	2.80 X 3.10	FOUR SHUTTER SLIDING FOLDING PANE WITH SINGLE SLIDING TRACK IN TW FRAME
ED4	2.80 X 1.50	SLIDING DOOR PANE WITH A TRACK SLIDING SYSTEM
ED5	2.80 X 5.50	FIXED GLAZED PANE & TWO 1.5 M GLAZED SLIDING PANES WITH TWO TRACK SLIDING SYSTEM IN TW FRAME
ED6	2.80 X 3.70	FIXED GLAZED PANE & A 1.5 M GLAZED SLIDING PANES WITH A TRACK SLIDING SYSTEM IN TW FRAME
ED7	2.80 X 3.32	FIXED GLAZED PANE & A 1.5 M GLAZED SLIDING PANES WITH A TRACK SLIDING SYSTEM IN TW FRAME
ED8	2.80 X 4.00	2 GLAZED SLIDING PANES WITH A TRACK SLIDING SYSTEM IN TW FRAME
ED9	2.80 X 4.70	4.7M CORNER EXTERNAL DOOR -5 SLIDING FOLDING PANE & 1 SLIDING FOLDING PANE ON THE OTHER END WITH ONE SLIDING TRACK IN TW FRAME
ED10	2.80 X 3.00	A GLAZED SLIDING PANE SLIDING OVER A FIXED GLAZED PANE WITH A TRACK SLIDING SYSTEM IN TW FRAME
ED11	2.80 X 4.50	2 GLAZED SLIDING PANES SLIDING OVER A FIXED GLAZED PANE WITH A TRACK SLIDING SYSTEM IN TW FRAME
ED12	2.80 X 2.75	2.75M DOOR- 4 FOLDING SLIDING PANE WITH ONE SLIDING TRACK IN TW FRAME
ED13	2.80 X 6.00	6M CORNER EXTERNAL DOOR- 4 FOLDING SLIDING PANE WITH 1 SLIDING TRACK IN TW FRAME
ED14	2.80 X 3.80	3.8M 5 SLIDING FOLDING PANES WITH 1 SLIDING TRACK IN TW FRAME
ED15	2.80 X 1.50	1.5M OPENABLE 2 SHUTTERS HINGED DOOR
ED16	2.80 X 7.60	7.6M CORNER EXTERNAL DOOR- 5 SLIDING FOLDING PANES FROM ONE END & 1 SLIDING FOLDING PANE FROM THE OTHER END WITH 1 SLIDING TRACK IN TW FRAME
ED17	2.80 X 4.60	4.6M DOOR- 2 SIDED 3 FOLDING SLIDING PANES EACH WITH 1 SLIDING TRACK IN TW FRAME

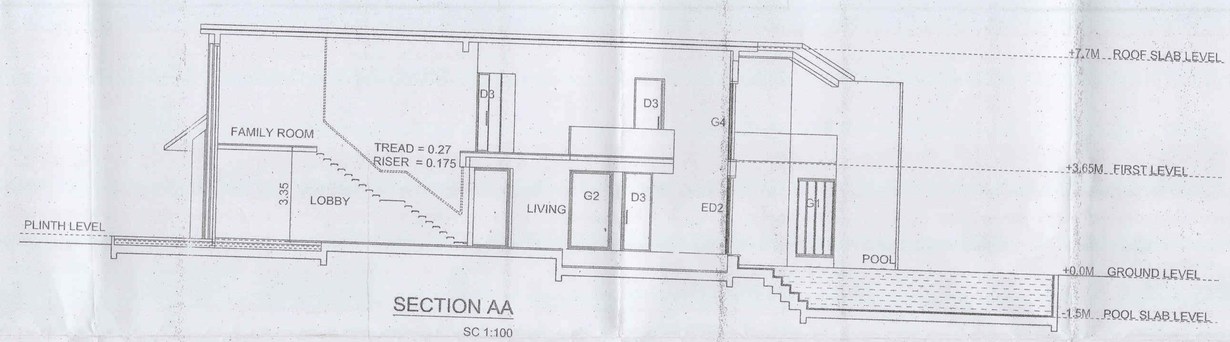

SECTION AA

SC 1:100

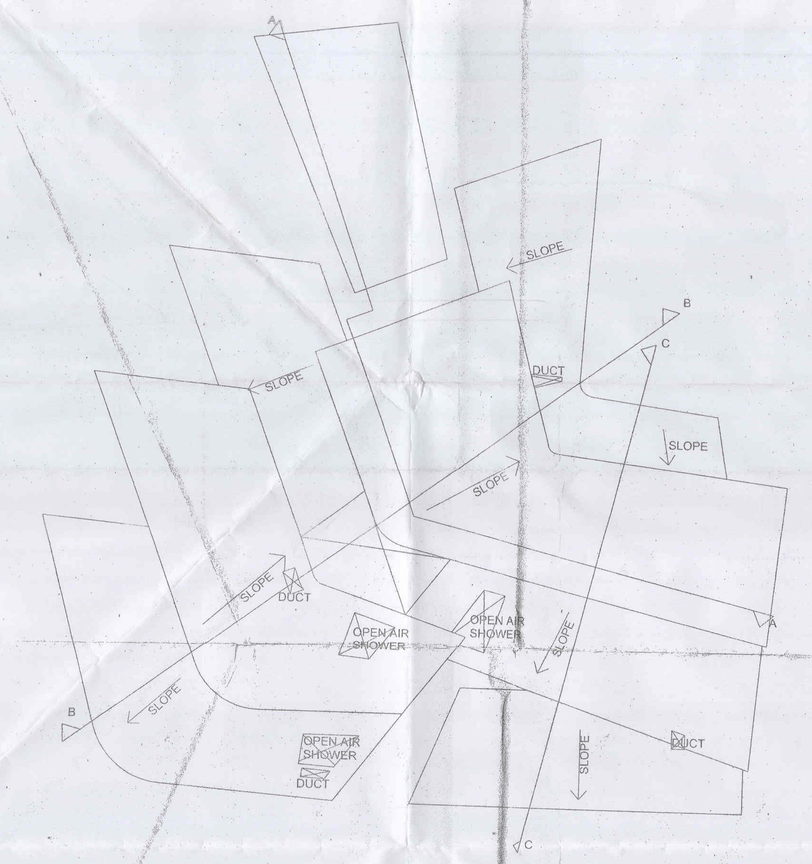

ROOF PLAN

SC 1:100

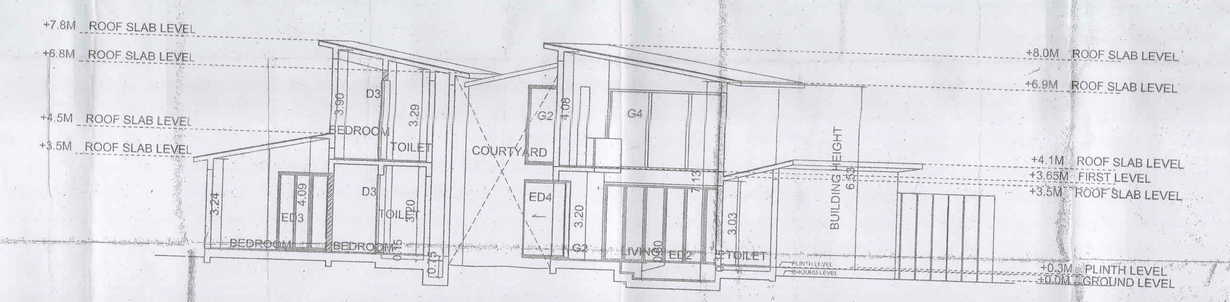

SECTION BB

SC 1:100

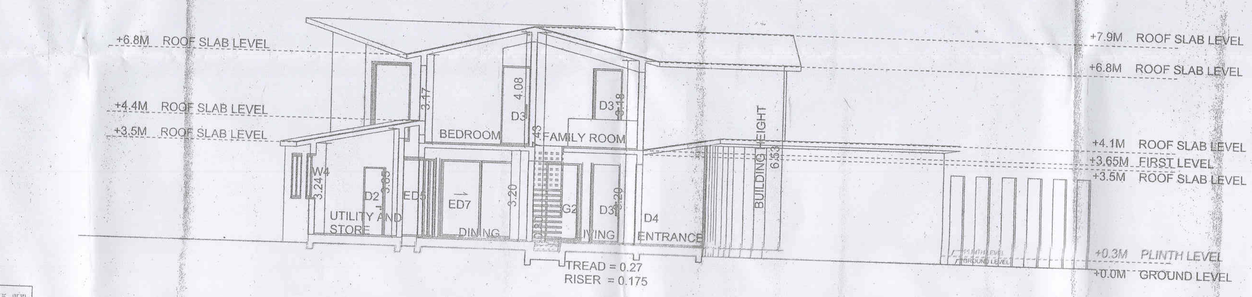

SECTION CC

SC 1:100



ELEVATION

SC 1:100

OPENING SCHEDULE		
G1	2.80 X 3.10	3.1M WIDE FIXED TOUGHENED GLASS WINDOW WITH 4 PANES IN TW FRAME
G2	2.80 X 1.50	1.5M WIDE FIXED TOUGHENED GLASS WINDOW WITH SINGLE PANE IN TW FRAME
G3	2.80 X 3.32	3.32M WIDE FIXED TOUGHENED GLASS WINDOW IN TW FRAME
G4	2.80 X 6.00	6M WIDE FIXED TOUGHENED GLASS WITH 4 PANES IN TW FRAME
G5	2.80 X 2.45	2M WIDE FIXED TOUGHENED GLASS IN TW FRAME
G6	2.80 X 0.90	0.9M WIDE FIXED TOUGHENED GLASS IN TW FRAME
G7	2.80 X 4.60	4.6M WIDE FIXED TOUGHENED GLASS WITH 6 PANES IN TW FRAME
G8	2.80 X 2.35	2.35.M WIDE FIXED TOUGHENED GLASS WITH 3 PANES IN TW FRAME
G9	2.80 X 7.60	7.6M CORNER FIXED GLAZING- 5 PANES FROM 1 END & 1 PANE FROM THE OTHER END
W1	2.80 X 1.00	1M WINDOW- 1 FIXED PANE & 1 VERTICAL PIVOT PANE IN TW FRAME
W2	2.80 X 0.50	0.5M WINDOW- 1 FIXED PANE & 1 VERTICAL PIVOT PANE IN TW FRAME
W3	1.60 X 0.50	0.5M WINDOW- VERTICAL PIVOT PANE IN TW FRAME
W4	1.60 X 1.50	1.6M WINDOW- 2 CASEMENT PANE IN TW FRAME
W5	1.60 X 1.00	1.6M WINDOW- 2 CASEMENT PANES IN TW FRAME
W6	0.40 X 1.00	0.4M WINDOW- TOP HINGED WINDOW OPENING OUTSIDE

Approved & Passed in the monthly meeting Vide Resolution No. 7 (3) dtd: 2/9/16.

Barpanch
V. P. SIOLIM MARNA

VILLAGE PANCHAYAT SIOLIM MARNA

Secretary
V.P. Siolim Marna

Approved with condition vide
L. No. TPB/1078/TIP/2015/850
Dy. Town Planner
Town & Country Planning Dept.
Govt. of Goa, Mapusa
dt 26/3/2015

21/3/15

HEALTH OFFICER
PRIMARY HEALTH CENTRE, SIOLIM

PPROJECT:
PROPOSED RESIDENTIAL VILLAS IN AMALGAMATED PLOT BEARING SY NO 327 / 1 & 327 /2 IN SIOLIM VILLAGE, BARDEZ GOA.

CLIENT:M /S KRISS REAL ESTATE
REPRESENTED BY :MR MADHAV SATTANATHAN
DATE:

DRG. NO: SD-01
SCALE: AS INDICATED

TITLE: SUBMISSION DRAWING

KUNDAN V. PRABHU
ARCHITECT AND INTERIOR DESIGNER
783, PRABHU HOUSE
ALTO - BETIM , PORVORIM , BARDEZ - GOA.

ARCHITECT SIGNATURE
KUNDAN V. PRABHU
B.Arch., A.I.I.A
ARCHITECT & INTERIOR DESIGNER
Reg. No. CA/84/17396

For KRISS REAL ESTATE LLP
Authorized Signatory

MOON VILLA

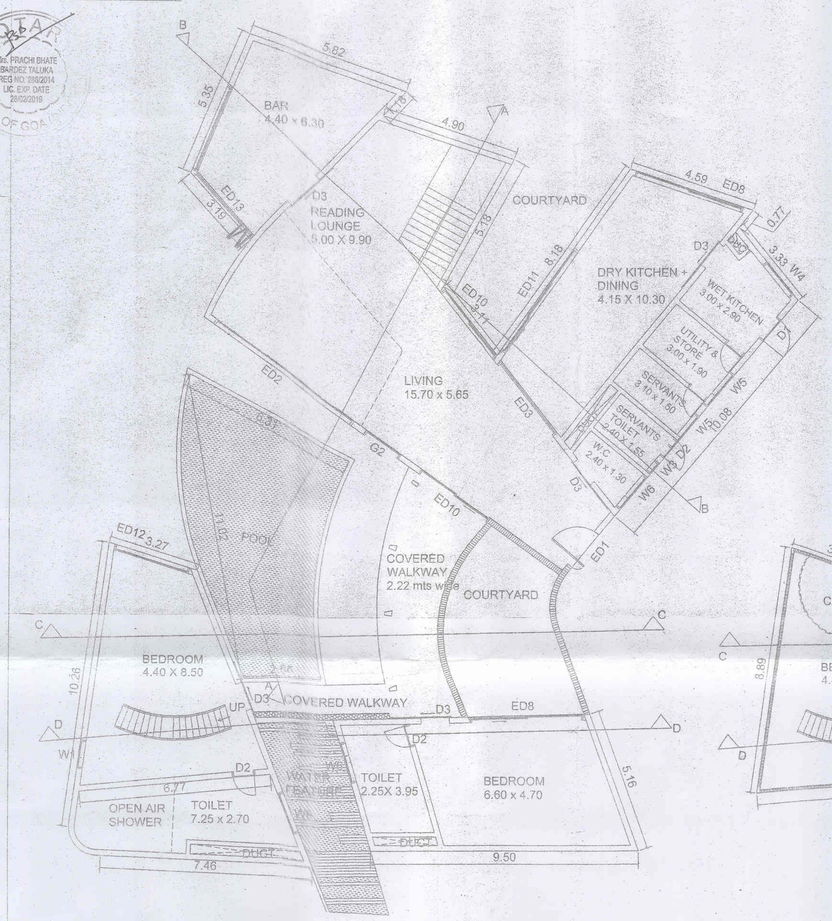

GROUND FLOOR PLAN

SCALE 1:100

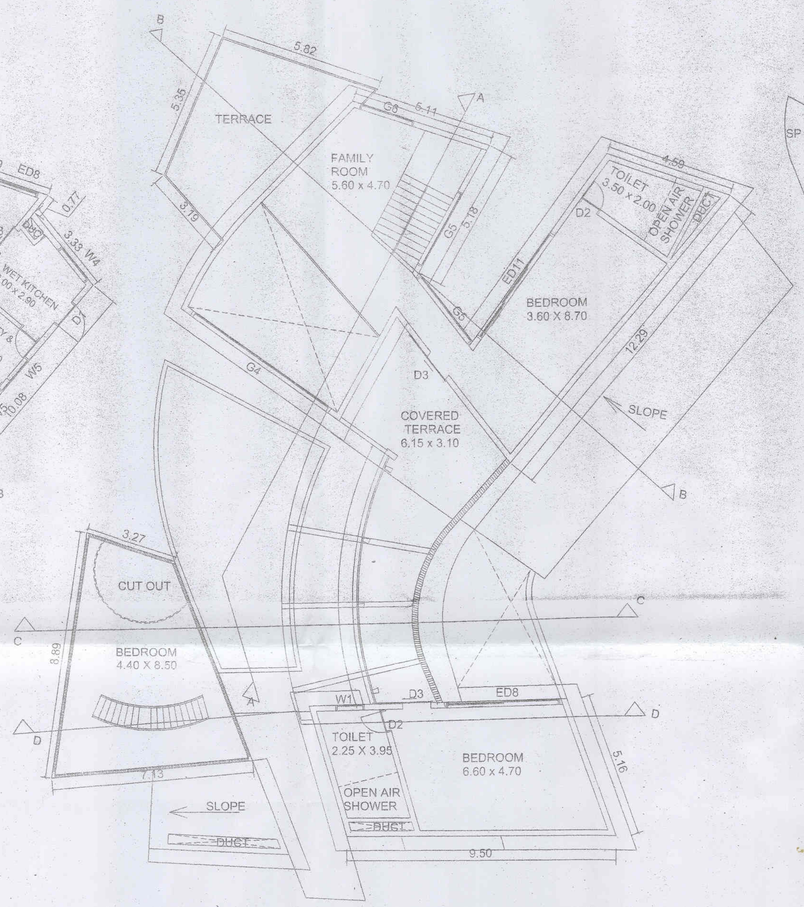

FIRST FLOOR PLAN

SCALE 1:100

AREA CALCULATION

SCALE 1:300

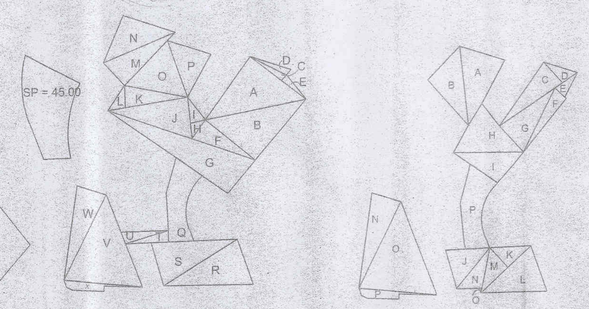

GROUND FLOOR

A = ½ x 7.56 x 8.18 = 30.92
B = ½ x 6.89 x 8.35 = 28.76
C = ½ x 0.75 x 4.25 = 1.59
D = ½ x 4.59 x 0.77 = 1.76
E = ½ x 0.75 X 3.31 = 1.24
F = ½ x 2.47 X 6.90 = 8.52
G = ½ x 4.51 x 15.63 = 35.24
H = ½ x 2.47 x 1.15 = 1.42
I = ½ x 1.64 x 2.82 = 2.31
J = ½ x 4.50 x 9.47 = 21.30
K = ½ x 2.35 x 6.68 = 7.84
L = ½ x 3.15 x 1.37 = 2.15
M = ½ x 3.35 x 7.76 = 12.99
N = ½ X 8.18 X 3.80 = 15.54
O = ½ x 6.83 x 5.53 = 18.88
P = ½ x 6.39 x 3.88 = 12.39
Q = ... = 20.00
R = ½ x 5.16 X 9.50 = 24.51
S = ½ x 4.83 x 8.81 = 21.27
T = ½ x 1.24 x 4.58 = 2.83
U = ½ x 1.32 x 5.03 = 3.31
V = ½ x 8.41 x 9.53 = 40.07
W = ½ x 3.27 x 10.03 = 16.39
X = ... = 4.15
TOTAL F.A.R = ... = 335.38
TOTAL B.U.A = ... = 335.38

FIRST FLOOR

A = ½ x 5.11 x 7.52 = 19.21
B = ½ x 8.24 x 3.74 = 15.40
C = ½ x 2.99 x 7.96 = 11.90
D = ½ x 3.75 x 1.51 = 2.83
E = ½ x 1.44 x 2.76 = 1.98
F = ½ x 1.64 x 7.32 = 6.00
G = ½ x 3.82 x 7.07 = 27.00
H = ½ x 7.45 x 5.22 = 19.44
I = ½ x 4.23 x 5.77 = 12.20
J = ½ x 4.30 x 5.52 = 11.86
K = ½ x 4.38 x 2.17 = 4.75
L = ½ X 5.16 x 6.64 = 17.13
N = ½ x 2.88 x 4.15 = 5.97
O = ½ x 3.27 x 10.03 = 16.39
P = ... = 4.15
TOTAL F.A.R = ... = 176.21
TOTAL B.U.A = ... = 176.21

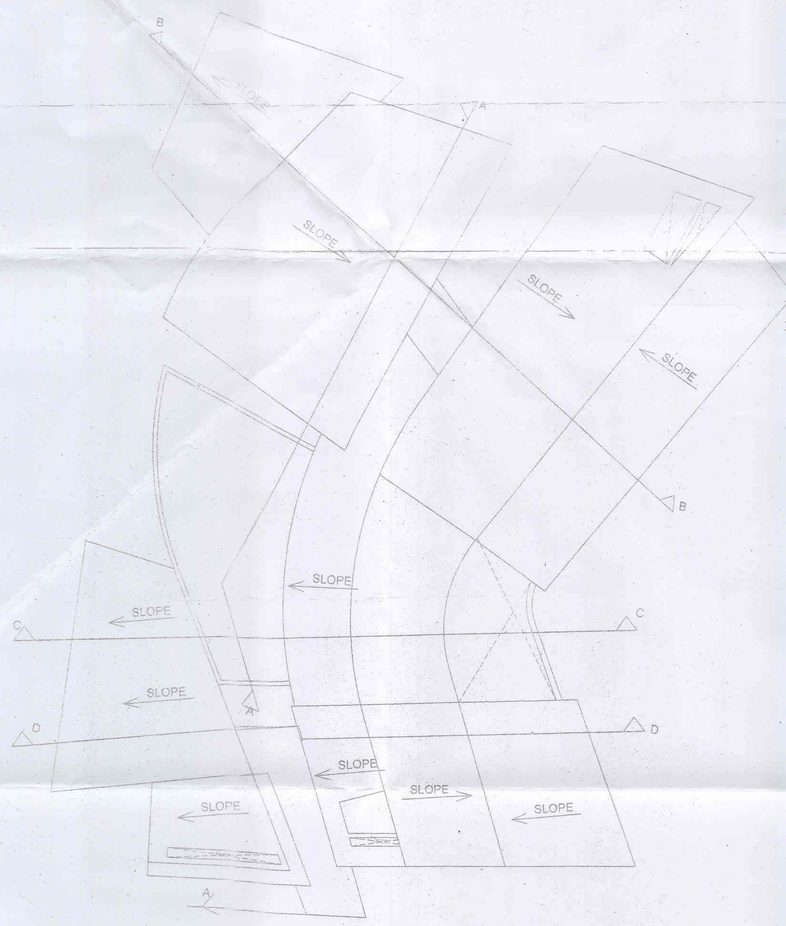

ROOF PLAN

SCALE 1:100

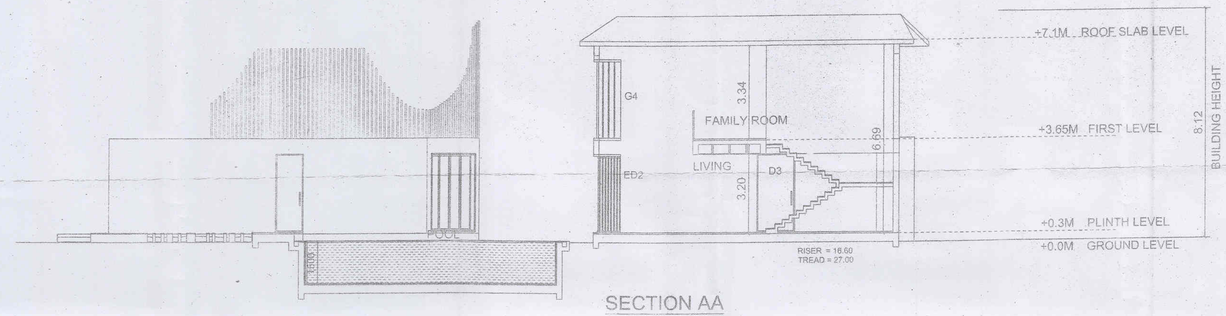

SECTION AA

SCALE 1:100

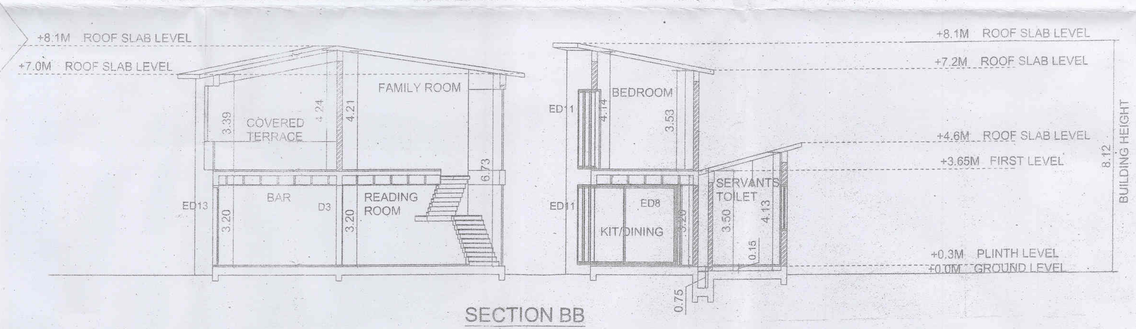

SECTION BB

SCALE 1:100

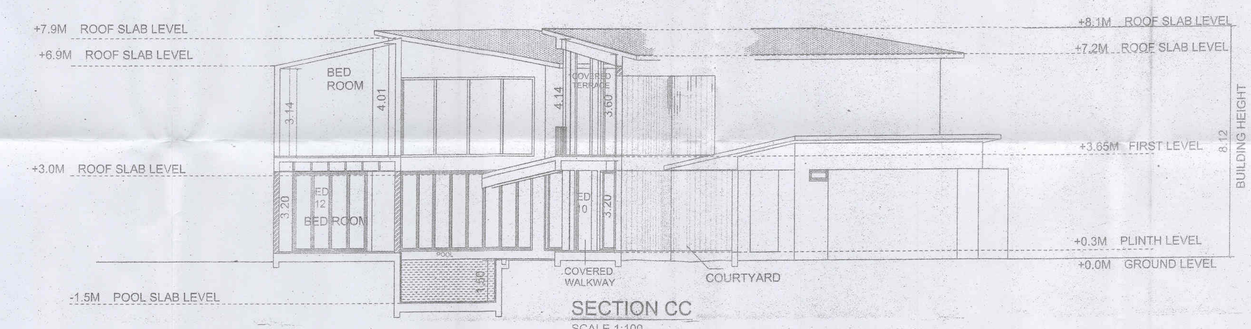

SECTION CC

SCALE 1:100

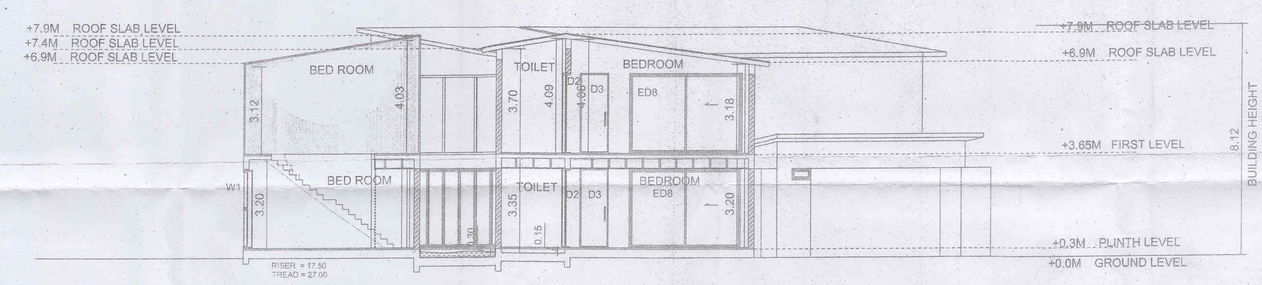

SECTION DD

SCALE 1:100

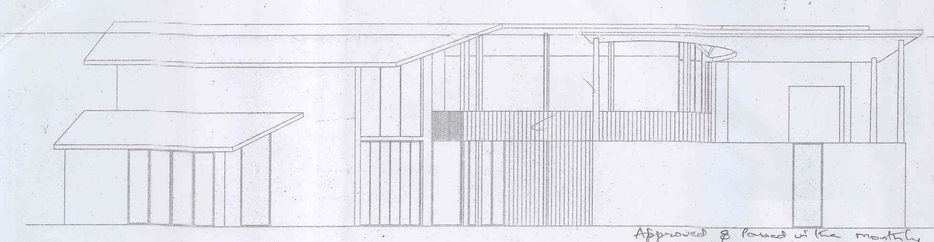

ELEVATION

SCALE 1:100

Approved & passed in the monthly Meeting Vide Resolution No. 7 (3) dtd 2/9/16.

Sarpanch
V. P. SIOLIM MARNA

VILLAGE PANCHAYAT SIOLIM MARNA

Secretary
V.P. Siolim Marna

Approved with condition vide L. No. TPB/1078/IOP/2015/850

Dy. Town Planner
Town & Country Planning Dept.
Govt. of Goa, Mapusa

05/3/2015

31/3/15

HEALTH OFFICER
PRIMARY HEALTH CENTRE, SIOLIM

PPROJECT:
PROPOSED RESIDENTIAL VILLAS IN AMALGAMATED PLOT BEARING SY NO 327 / 1 & 327 /2 IN SIOLIM VILLAGE, BARDEZ GOA.

CLIENT: M /S KRISS REAL ESTATE
REPRESENTED BY : MR MADHAV SATTANATHAN
DATE:

DRG. NO: SD-02
SCALE: AS INDICATED

TITLE: SUBMISSION DRAWING

ARCHITECT SIGNATURE
KUNDAN V. PRABHU
B. Arch., A.I.I.A.
ARCHITECT & INTERIOR DESIGNER
Reg. No. CA/84/17396

KUNDAN V. PRABHU
ARCHITECT AND INTERIOR DESIGNER
783, PRABHU HOUSE
ALTO - BETIM , PORVORIM , BARDEZ - GOA.

For KRISS REAL ESTATE LLP
Authorized Signatory

CERTIFIED TRUE COPY
MRS. PRACHI BHATE
Advocate & Notary
House No. 1358,
Housing Board Colony,
Alto Porvorim, Bardez – Goa.
Reg No. 1453/2016
Dated. 09/09/2016

EARTH VILLA

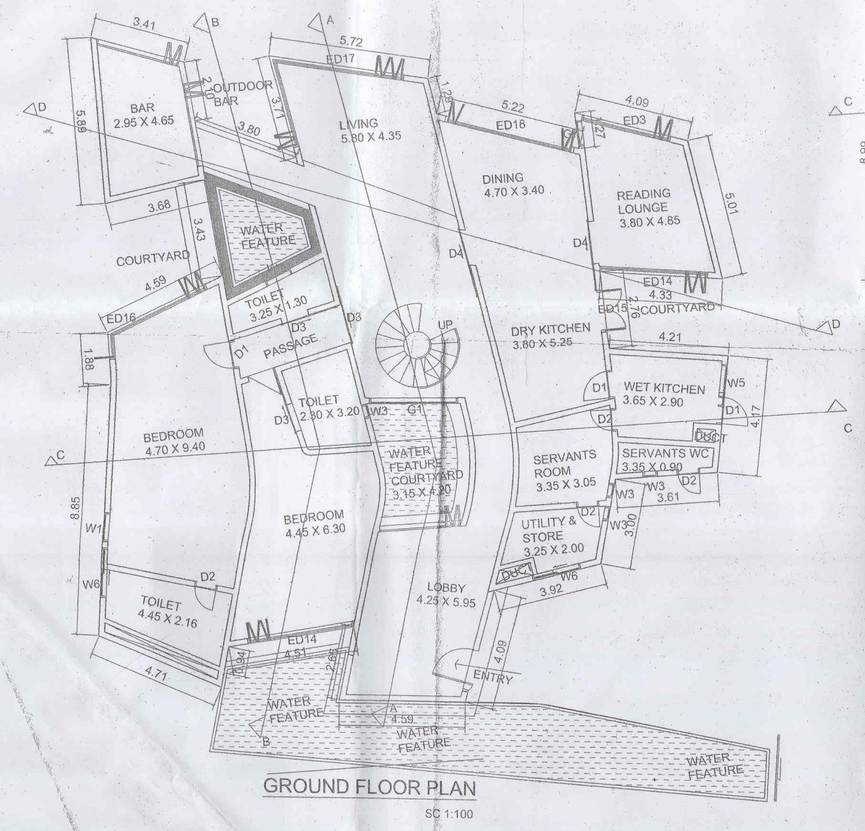

GROUND FLOOR PLAN

SC 1:100

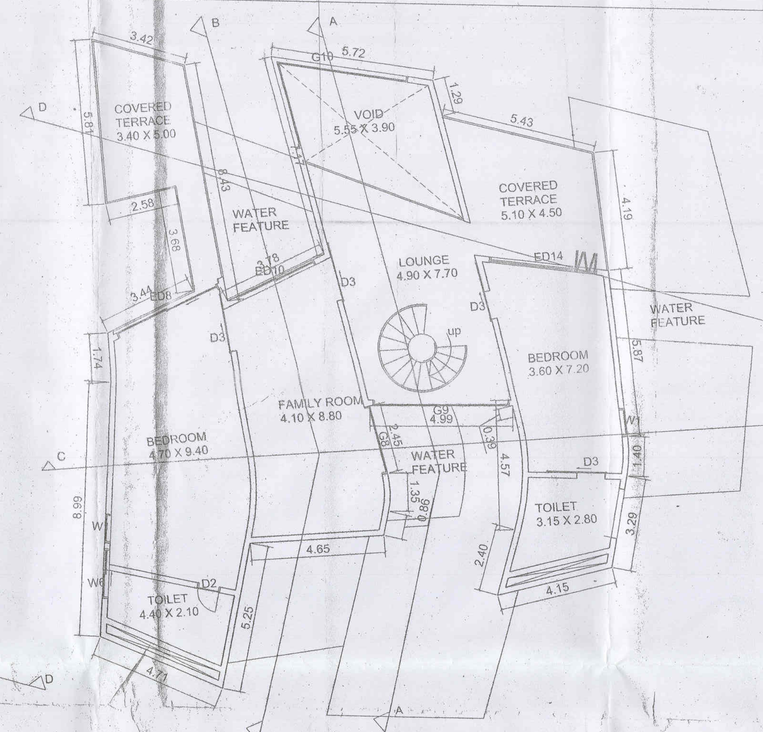

FIRST FLOOR PLAN

SC 1:100

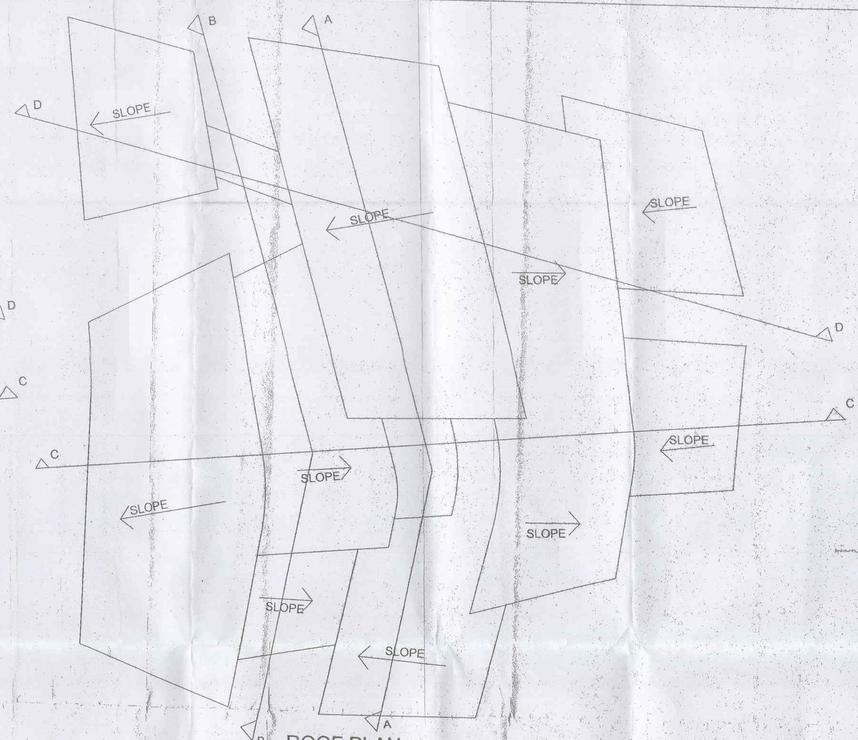

ROOF PLAN

SC 1:100

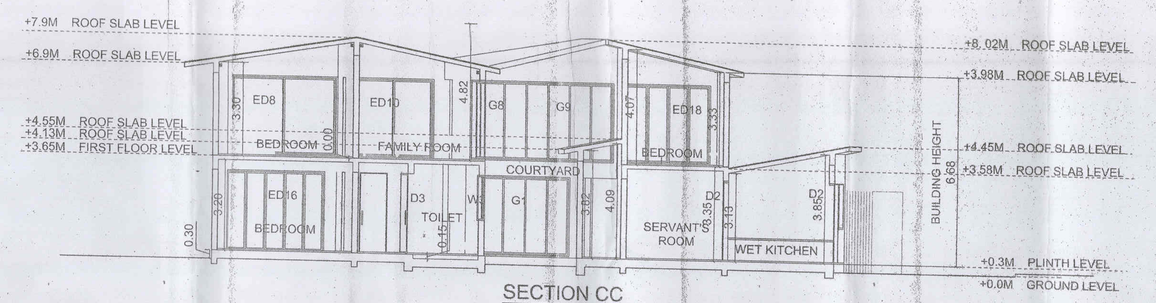

SECTION CC

SC 1:100

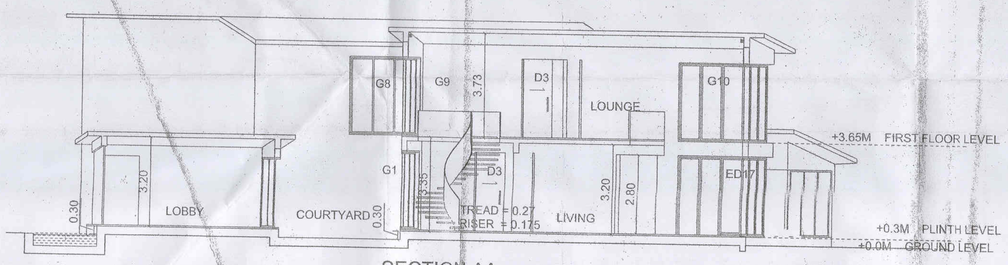

SECTION AA

SC 1:100

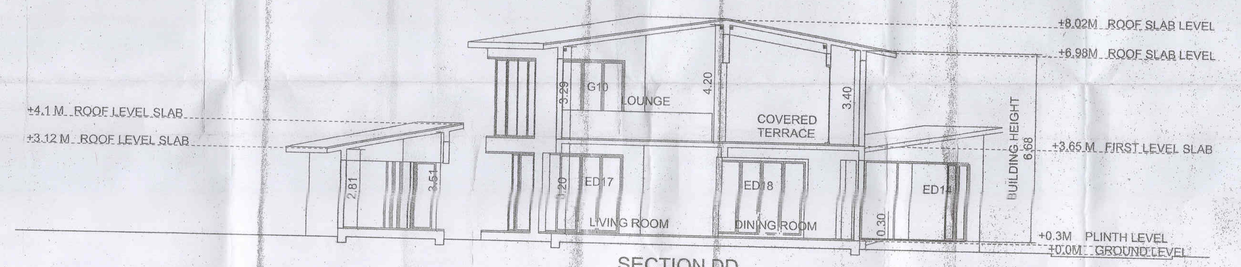

SECTION DD

SC 1:100

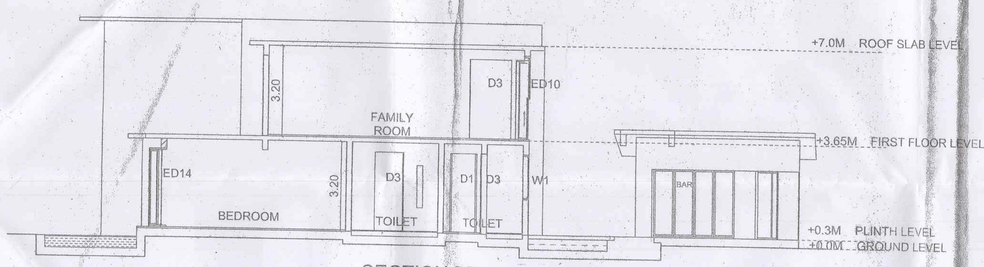

SECTION BB

SC 1:100

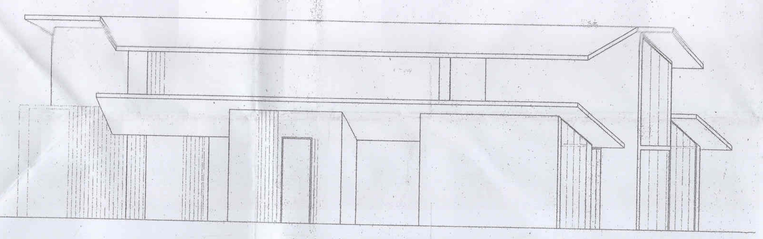

ELEVATION

SC 1:100

A = ½ X 5.78 X 3.29 = 9.50
B = ½ X 5.78 X 2.67 = 7.71
C = ½ X 5.14 X 1.24 = 3.18
D = ½ X 5.14 X 1.18 = 3.03
E = ½ X 5.52 X 3.56 = 9.82
F = ½ X 5.29 X 1.24 = 3.27
G = ½ X 6.46 X 2.83 = 9.14
I = ½ X 9.98 X 3.00 = 14.97
J = ½ X 3.85 X 1.19 = 2.29
K = ½ X 6.78 X 2.81 = 9.52
L = ½ X 6.78 X 2.75 = 9.32
M = ½ X 9.99 X 4.29 = 21.42
N = ½ X 13.40 X 1.42 = 9.51
O = ½ X 13.77 X 2.68 = 18.45
P = ½ X 5.93 X 2.50 = 7.41
Q = ½ X 5.93 X 3.28 = 9.72
R = ½ X 14.04 X 8.81 = 61.84
S = ½ X 9.47 X 2.21 = 10.46
T = ½ X 5.82 X 1.85 = 5.38
U = ½ X 6.86 X 2.65 = 9.08
V = ½ X 6.86 X 1.82 = 6.24
W = ½ X 14.04 X 8.35 = 58.61
X = ½ X 4.69 X 0.92 = 2.15
Y = ½ X 9.10 X 3.63 = 16.51
Z = ½ X 12.27 X 4.22 = 25.88
A1 = ½ X 5.96 X 2.20 = 6.55
A2 = ½ X 4.41 X 0.84 = 1.85

V1 = 13.42

TOTAL VOID AREA = 13.42

FAR AREA = 352.81 - VOID = 339.39
COVERAGE = 339.39
BUA AREA = 339.39

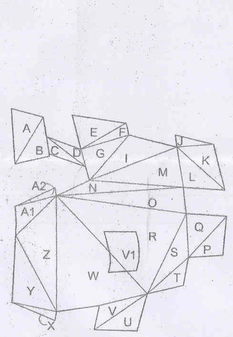

GROUND FLOOR PLAN
SCALE 1:300

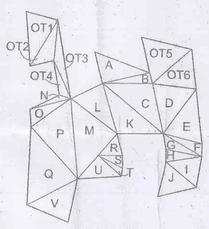

FIRST FLOOR PLAN
SCALE 1:300

A = ½ X 6.34 x 2.75 = 8.71
B = ½ X 5.41 x 1.14 = 3.08
C = ½ X 8.43 x 3.39 = 14.28
D = ½ X 5.42 x 4.33 = 11.73
E = ½ X 5.87 x 3.90 = 11.44
F = ½ X 4.18 x 1.21 = 2.52
G = ½ X 4.69 x 1.29 = 3.02
H = ½ X 3.77 x 1.32 = 2.48
I = ½ X 3.29 x 3.11 = 5.11
J = ½ X 4.15 x 3.32 = 6.88
K = ½ X 8.48 x 3.16 = 13.39
L = ½ X 5.67 x 3.72 = 10.36
M = ½ X 8.58 x 4.61 = 19.77
N = ½ X 4.41 x 0.66 = 1.45
O = ½ X 5.14 x 1.58 = 4.06
P = ½ X 7.38 x 5.12 = 18.89
Q = ½ X 7.38 x 5.83 = 21.51
R = ½ X 3.17 x 2.00 = 3.17
S = ½ X 2.99 x 1.20 = 1.79
T = ½ X 3.31 x 0.75 = 1.24
U = ½ X 4.65 x 2.32 = 5.39
V = ½ x 6.01 X 3.63 = 10.90

OT1 = ½ X 5.72 X 3.29 = 9.40
OT2 = ½ X 5.72 X 1.85 = 5.29
OT3 = ½ X 8.43 X 1.10 = 4.63
OT4 = ½ X 4.37 X 0.92 = 2.01
OT5 = ½ X 5.43 X 4.50 = 12.21
OT6 = ½ X 5.47 X 3.41 = 9.32
AREA OF TERRACE = 42.86

FAR AREA = 224.03
BUA AREA = 224.03

Approved & Passed in the Monthly meeting Vide Resolution No 7 (3) dtd. 21/9/15.

Sarpanch
V. P. SIOLIM MARNA

Secretary
V.P. Siolim Marna

Approved with condition vide L. No. TPO/1078/TCP/2015/854 dt 5/8/2015

Dy. Town Planner
Town & Country Planning Dept.
Govt. of Goa, Mapusa

21/3/15

HEALTH OFFICER
PRIMARY HEALTH CENTRE, SIOLIM

PPROJECT:
PROPOSED RESIDENTIAL VILLAS IN AMALGAMATED PLOT BEARING SY NO 327 / 1 & 327 /2 IN SIOLIM VILLAGE, BARDEZ GOA.

CLIENT: M /S KRISS REAL ESTATE
REPRESENTED BY : MR MADHAV SATTANATHAN

DATE:

DRG. NO: SD-03
SCALE: AS INDICATED

TITLE: SUBMISSION DRAWING

KUNDAN V. PRABHU
ARCHITECT AND INTERIOR DESIGNER
783, PRABHU HOUSE
ALTO - BETIM , PORVORIM , BARDEZ - GOA.

ARCHITECT SIGNATURE
KUNDAN V. PRABHU
B.Arch., A.I.A.
ARCHITECT & INTERIOR DESIGNER
Reg. No. CA/94/17996

For KRISS REAL ESTATE LLP
Authorized Signatory