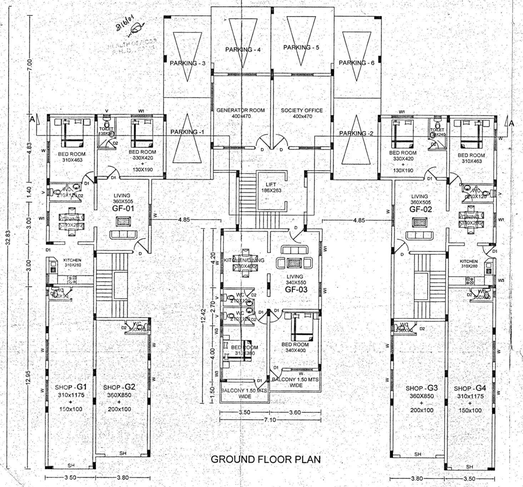

GROUND FLOOR PLAN

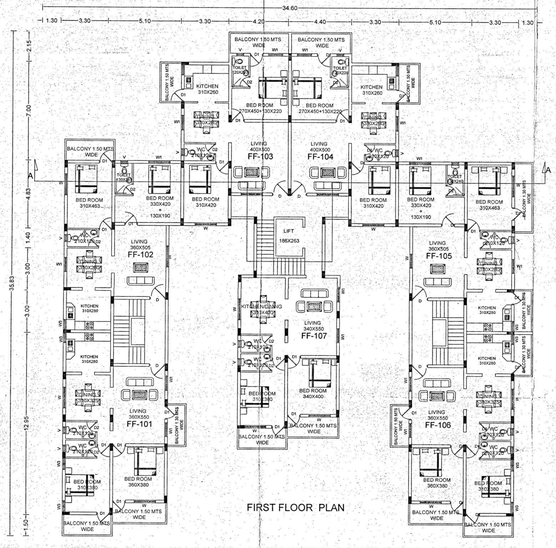

FIRST FLOOR PLAN

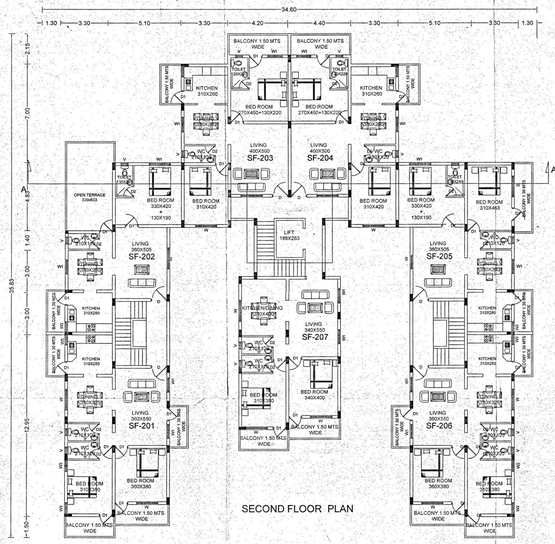

SECOND FLOOR PLAN

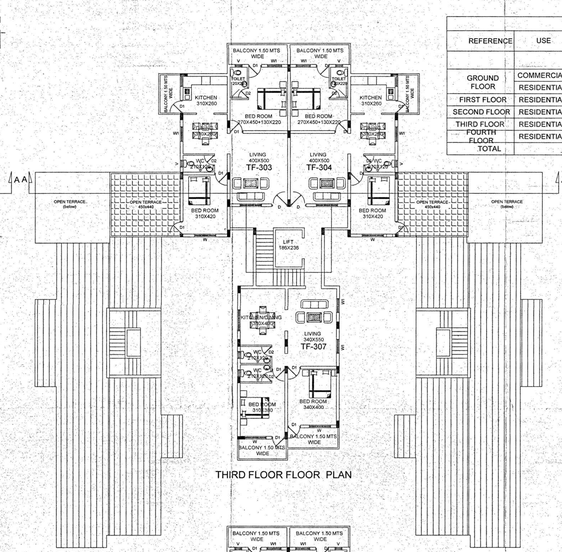

THIRD FLOOR FLOOR PLAN

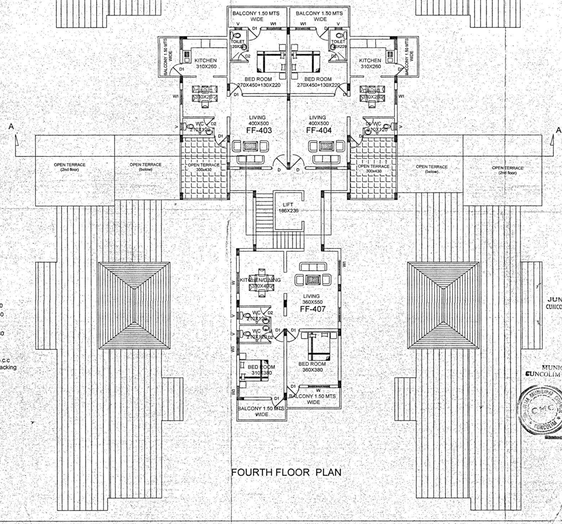

FOURTH FLOOR PLAN



FRONT ELEVATION

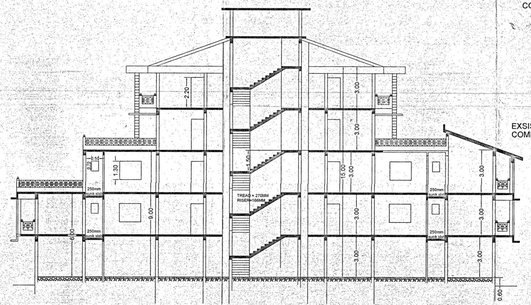

SECTION A-A

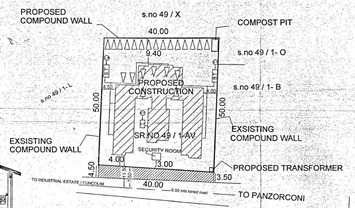

SITE PLAN SCALE 1:500

Please check order No. PTI/1895/26/(Veroda)/49/1/AV/15 dated 01/01/15 regarding sketch plans.

By Town Planner
Town & Country Planning Dept.
South Goa Dist. Office, Margao Goa

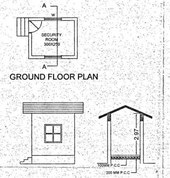

GROUND FLOOR PLAN



FRONT ELEVATION SECTION A-A

DETAILS OF SECURITY ROOM

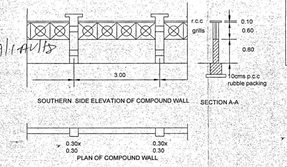

DETAILS OF COMPOUND WALL

446

DETAILS OF AREAS AND USE FLOORWISE

REFERENCE	USE	TOTAL BUILT UP AREA M2	AREA FREE FROM F.A.R				NET FLOOR AREA m2	F.A.R %
			BALCONY	STAIRCASE	PARKING	SOCIETY OFFICE / GENERATOR ROOM / SECURITY ROOM		
GROUND FLOOR	COMMERCIAL	165.00					165.00	8.25
FIRST FLOOR	RESIDENTIAL	494.07	23.43	53.79	117.8400	53.9400	245.07	12.25
SECOND FLOOR	RESIDENTIAL	719.36	93.06	53.79	—	—	572.51	28.62
THIRD FLOOR	RESIDENTIAL	699.71	89.34	53.79	—	—	556.58	27.82
FOURTH FLOOR	RESIDENTIAL	300.27	43.08	18.40	—	—	238.79	11.94
TOTAL	RESIDENTIAL	271.23	43.08	18.40	—	—	209.75	10.49
TOTAL		2649.64	291.99	198.17	117.8400	53.9400	1987.70 m2	99.38 %

AREA STATEMENT

Area of plot = 2000.00 sqmts
Road widening area = 160.00 sq mts
Effective plot area = 1840.00 sq mts
Total Covered area = 659.07 sq mts
Plot coverage = 35.81 %

Floor area : a) Ground floor = 410.07 sq mts
b) First floor = 572.51 sq mts
c) Second floor = 556.58 sq mts
d) Third floor = 238.79 sq mts
e) Fourth floor = 209.75 sq mts
Total floor area = 1987.70 *sq mts*
Proposed F.A.R = 99.38 %

Area free from F.A.R
Balcony area : (ground floor) = 23.43 sq mts
(first floor) = 93.06 sq mts
(second floor) = 89.34 sq mts
(third floor) = 43.08 sq mts
(fourth floor) = 43.08 sq mts
Total area = 291.99 sq mts

Open Terrace (second floor) = 27.72 sq mts
(third floor) = 45.08 sq mts
(fourth floor) = 29.04 sq mts
Total area = 101.84 sq mts

Society office = 23.22 sq mts
Generator room = 23.22 sq mts
Security room = 7.50 sq mts
Total area = 53.94 sq mt

Height of the building = 15.00 mts

SCHEDULE OF OPENING

D = 110X220
D1 = 90X220
D2 = 75X220
W1 = 150X150
W2 = 100X150
W3 = 90X150
V = 60X70

NOTES :

1) PLOT BOUNDARY SHOWN IN RED
2) PROPOSED CONSTRUCTIONS SHOWN IN PINK
3) SEPTIC TANK & SOAK PIT SHOWN IN YELLOW
4) OPEN SPACE SHOWN IN GREEN

PROJECT :-

PROPOSED CONSTRUCTION OF SILVA RESIDENCY IN PROPERTY BEARING SR.NO 49 / 1- AV,SITUATED AT VERODA VILLAGE OF SALCETE TALUKA -GOA.

FOR :- MR CRUZ SILVA

JUNIOR ENGINEER
CUNCOLIM MUNICIPAL COUNCIL
GOA

MUNICIPAL ENGINEER
CUNCOLIM MUNICIPAL COUNCIL

Engg. Cruz Silva
B. E. (Civil)
Reg.No. PWD Eng/1545/93
Valid upto 31/12/
02/02/2021

ENGINEER

OWNER