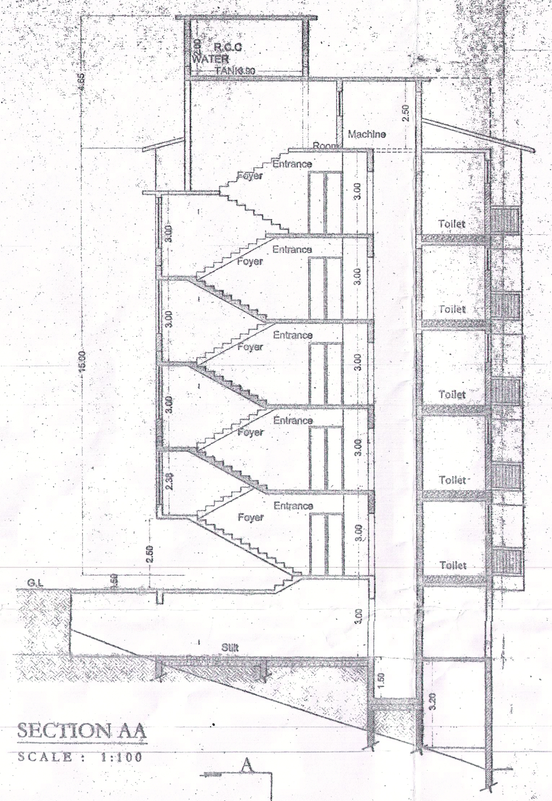
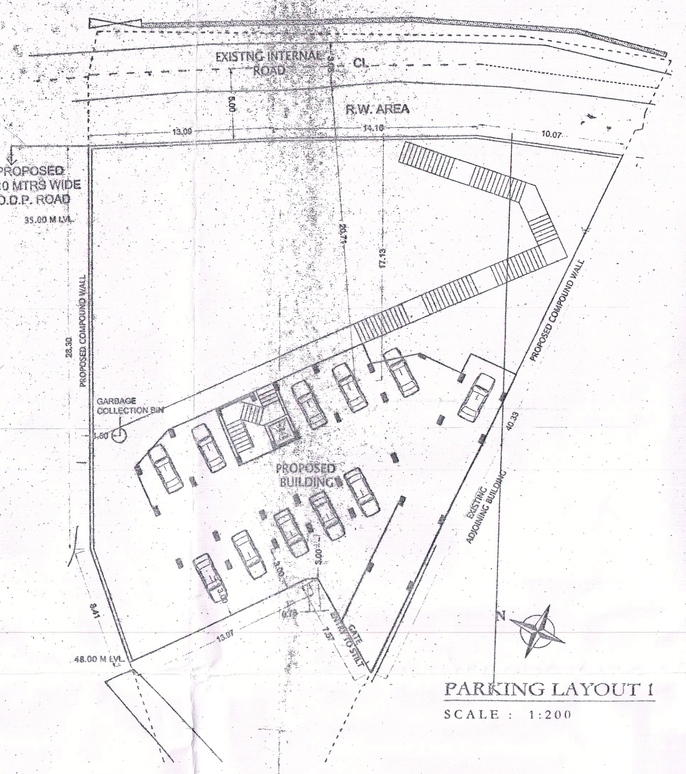
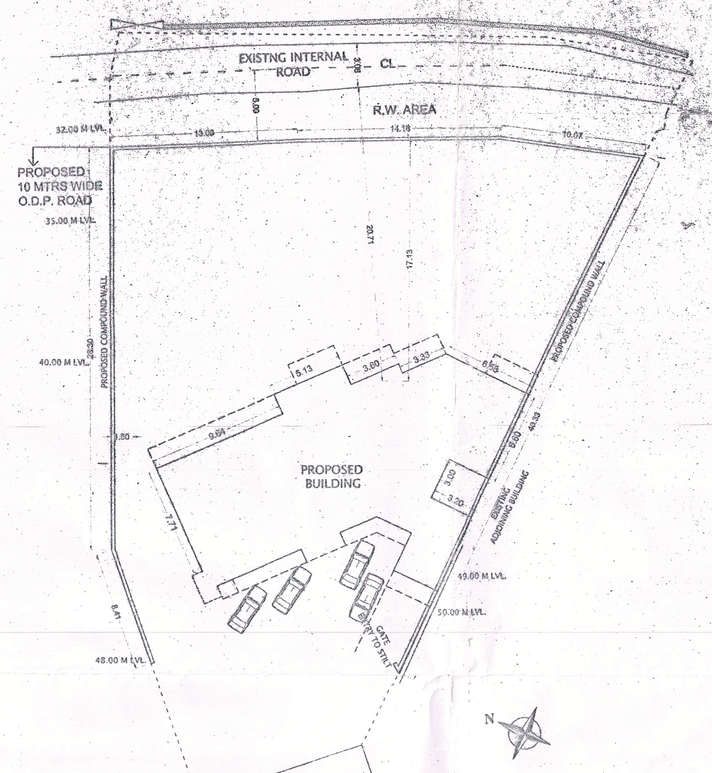
PRODUCED BY AN AUTODESK EDUCATIONAL PRODUCT



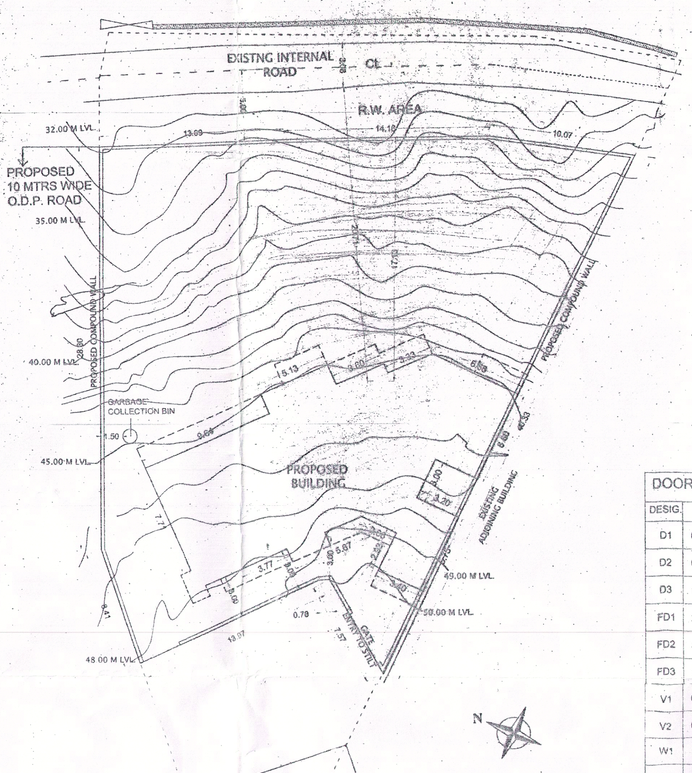
SECTION AA
SCALE : 1:100



PARKING LAYOUT 1
SCALE : 1:200



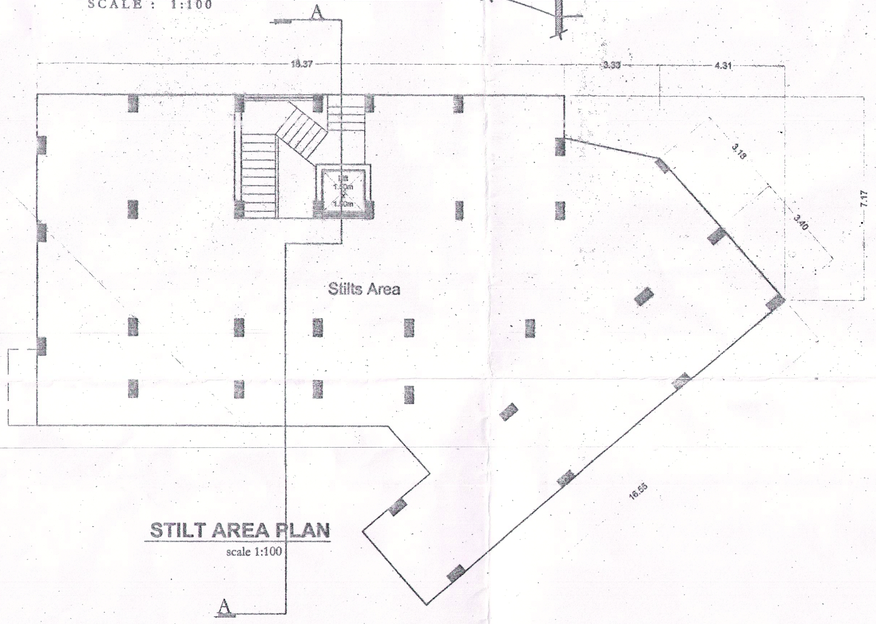
PARKING LAYOUT 2
SCALE : 1:200



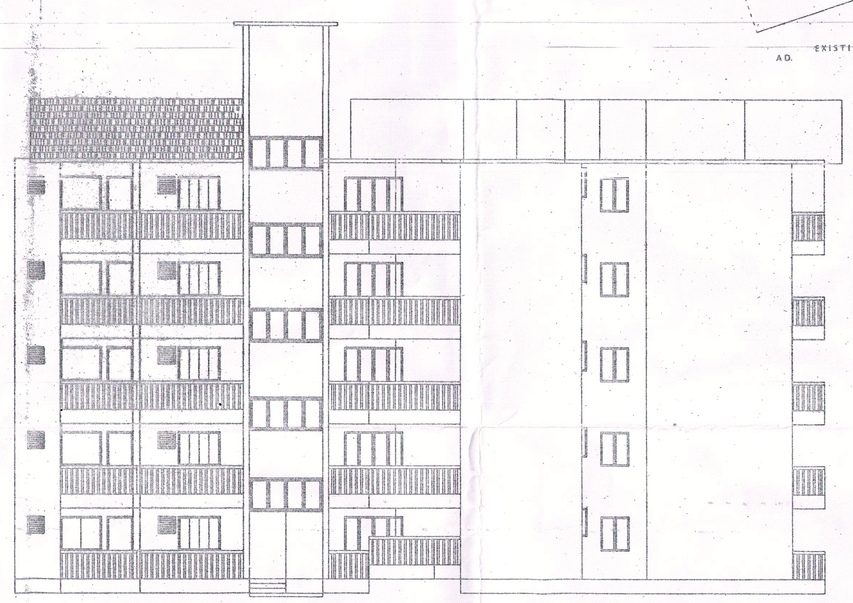
SITE PLAN
SCALE : 1:200

DOORS & WINDOWS SCHEDULE

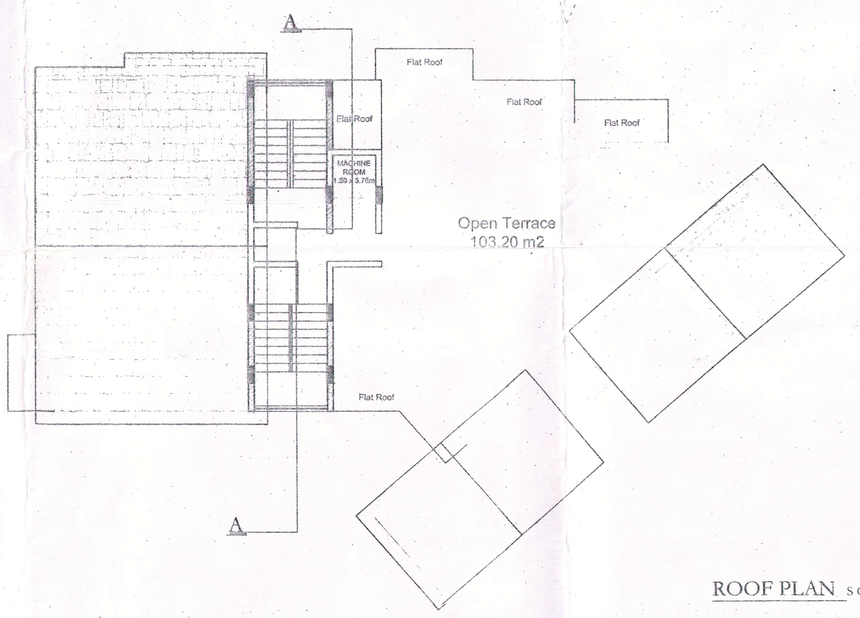
DESIG.	SIZE	DESCRIPTION
D1	0.90M X 2.10M	T.WOOD FRAMED & LAMINATE FINISHED DOOR
D2	0.75M X 2.10M	GRANITE FRAMED & LAMINATE FINISHED DOOR
D3	1.00M X 2.10M	T.WOOD FRAMED & LAMINATE FINISHED DOOR
FD1	2.50M X 2.50M	ALUMINIUM SLIDING FRENCH DOOR
FD2	3.00M X 2.50M	ALUMINIUM SLIDING FRENCH DOOR
FD3	2.00M X 2.50M	ALUMINIUM SLIDING FRENCH DOOR
V1	0.60M X 1.00M	ALUMINIUM LOUVERED VENTILLATOR
V2	0.80M X 1.00M	ALUMINIUM LOUVERED VENTILLATOR
W1	1.30M X 1.60M	ALUMINIUM FRAMED SLIDING WINDOW
W2	2.00M X 1.60M	ALUMINIUM FRAMED SLIDING WINDOW
W3	0.80M X 1.20M	ALUMINIUM FRAMED SLIDING WINDOW
W4	1.40M X 1.20M	ALUMINIUM FRAMED SLIDING WINDOW



STILT AREA PLAN
scale 1:100

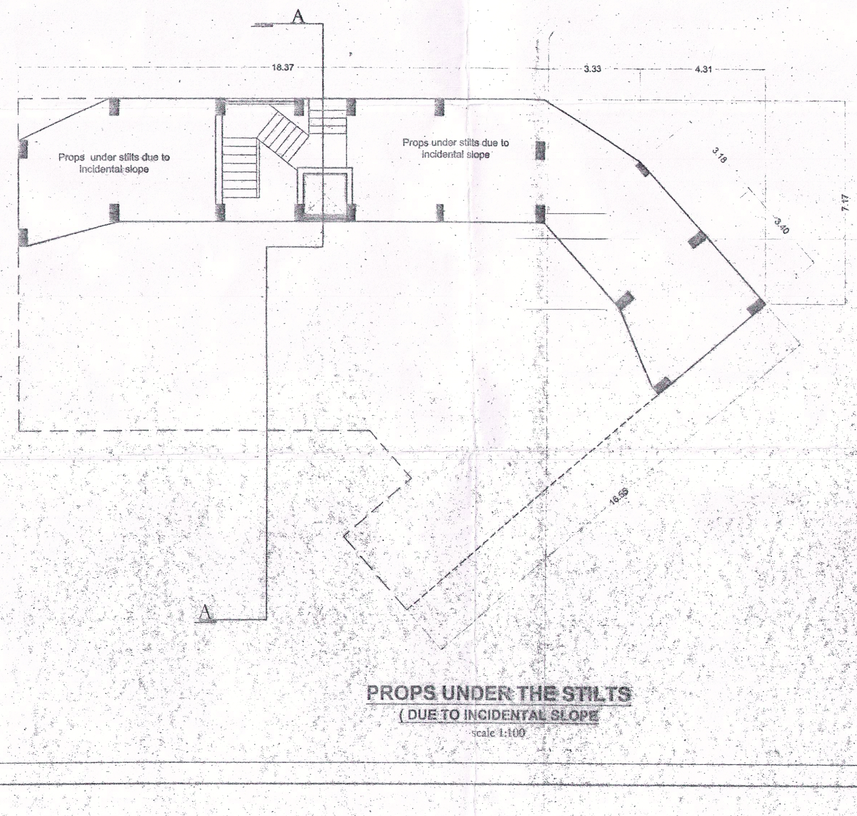


FRONT ELEVATION
SCALE : 1:100

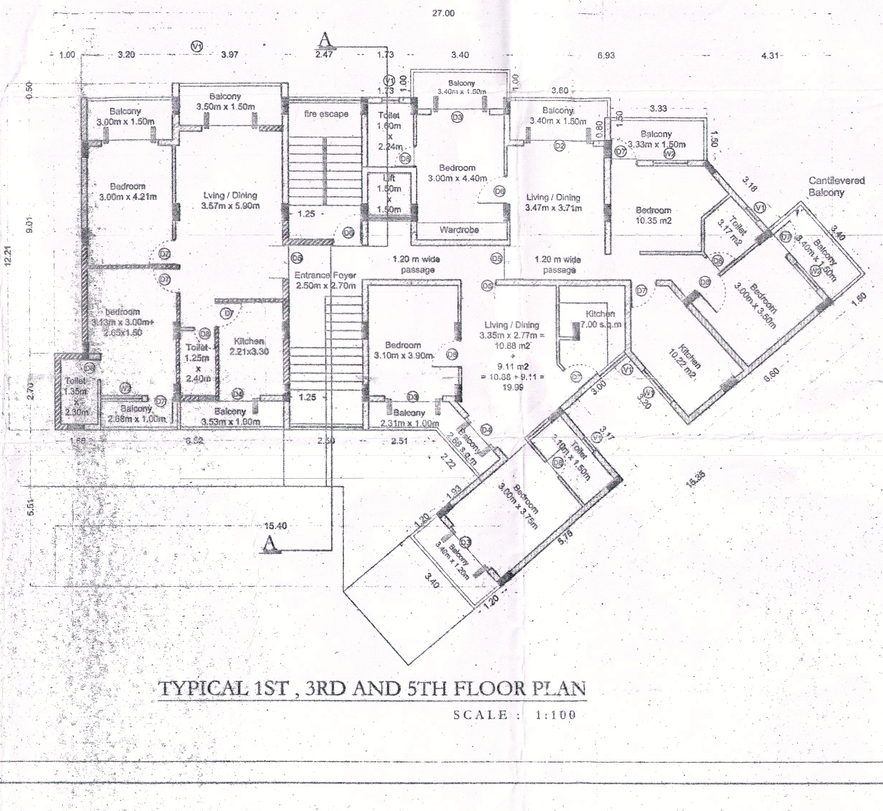


ROOF PLAN SCALE : 1:100

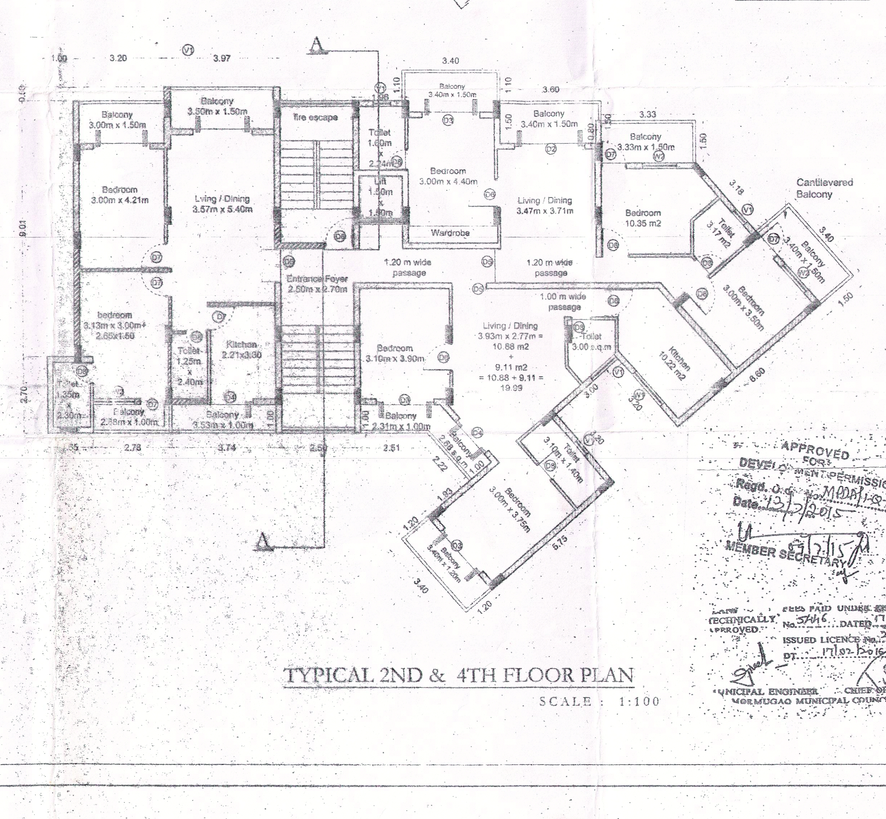
NO.	DESCRIPTION	AREA
1	AREA OF PLOT	1098.00 M²
2	AREA IN R/W	136.00 M²
3	EFFECTIVE PLOT AREA	962.00 M²
4	PERMISSIBLE COVERAGE	384.80 M²
5	PERMISSIBLE F.A.R.(100%)	1098.00 M²
6	STILT AREA	278.60 M²
8	PROPOSED COVERED AREA	299.72 M²
9	COVERAGE	31.15 %
10	AREA IN UPT CORE	7.35M²
11	LEVEL 3 FLOOR AREA (1ST FLR)	216.32 M²
12	LEVEL 4 FLOOR AREA (2ND FLR)	216.32 M²
13	LEVEL 5 FLOOR AREA (3RD FLR)	216.32 M²
14	LEVEL 6 FLOOR AREA (4TH FLR)	216.32 M²
15	LEVEL 7 FLOOR AREA (5TH FLR)	216.32 M²
16	TOTAL FLOOR AREA	1081.60 M²
17	F.A.R. CONSUMED	98.50 %
18	AREA IN STAIRCASE	192.50 M²
19	AREA IN BALCONIES	220.05 M²
20	SET BACKS	114.00M



PROPS UNDER THE STILTS
(DUE TO INCIDENTAL SLOPE
scale 1:100



TYPICAL 1ST , 3RD AND 5TH FLOOR PLAN
SCALE : 1:100



TYPICAL 2ND & 4TH FLOOR PLAN
SCALE : 1:100

APPROVED FOR DEVELOPMENT PERMISSION
Regd. O.S. No. MORMUGAO/PLANNING/2015/16/23
Date: 13-7-2015
MEMBER SECRETARY
CESS PAID UNDER ESSER RECIPROCALLY APPROVED No. 3946 DATED 21/04/2016
ISSUED LICENCE No. 215/2015
DT. 21/7/2015
PRINCIPAL ENGINEER MORMUGAO MUNICIPAL COUNCIL
CHIEF OFFICER

- ALL DIMENSIONS ARE IN MTS. UNLESS SPECIFIED OTHERWISE
- WRITTEN DIMENSIONS TO BE FOLLOWED
- DRAWING NOT TO BE SCALED
- ARCHITECT SHALL BE CONSULTED FOR DISCREPANCIES IF ANY.
- ALL DRAWINGS SHALL BE READ IN CO-RELATION WITH THE STRUCTURAL/SERVICES DRAWINGS
- THIS DRAWING IS COPYRIGHT OF SANDEEP SAWANT AND ASSOCIATES AND IS NOT TO BE REPRODUCED, HANDED OVER TO OTHER PERSON OR USED FOR ANY PURPOSE OTHER THAN THAT FOR WHICH IT HAS BEEN GIVEN OUT.
- TOILET SLAB TO BE SUNK BY 250MM.

NO.	REVISIONS	DATE SIGNED	REF.
03			
02			
01			

OWNER'S SIGN

ARCHITECT'S SIGN

SANDEEP J. SAWANT
C.O.A. Reg. No. CA/2003/2618
Reg. No. ASI/2003/0019
P.W.D. Reg. No. SWD/CP/0397
ARCHITECT/INTERIOR DESIGNER
MPDA, Arch/60

associates
ARCH.SANDEEP SAWANT PLAN AND PLANNERS.
H.N.P.No.H.32, at PUNJAB ALPHA BAGA,Mo.
Mr. +91-9423232002

PROJECT :
REVISED RESIDENTIAL BUILDING ON STILTS ON PROPERTY BEARING CHALTA NO.19 OF P.T.SHEET NO.122 FOR MRS. SHARMILA QUADROS P.O.A MR. JOSEPH D'CRUZ PROP. OF MRS. SHALOM DEVELOPERS AT MAIMOLEM,VASCO CITY OF MORMUGAO TALUKA GOA.

SUBJECT OF DRAWING :
SUBMISSION DRAWING

DRAFT : RANJEETA	CHECKED : ARCH. SANDEEP
SCALE : 1:100 , 200	
JOB NO :	DRAWING NO :
	REV.NO: R-2

PRODUCED BY AN AUTODESK EDUCATIONAL PRODUCT