

MAPUSA MUNICIPAL COUNCIL,

MAPUSA-GOA

CONSTRUCTION LICENCE

LICENCE NO. 01

Date: 07/4/17

Shri Oswald de Melo (POA) for
Shri Joseph W. Braganza & Others,
Mapusa- Goa.

Have paid an amount of Rs. 31,52,426/- (Rupees Thirty One Lakh Fifty Two Thousand Four Hundred Twenty Six only) to this Council vide Receipt No. 00065; dt. 07/04/2017 and payment towards collection charges of Cess amounting to Rs.22,947/- vide receipt No. 00066; dt. 07/04/2017 and an amount of Rs. 22,71,710/- towards Cess vide Demand Draft No. 037874; dtd. 31/03/2017 in favour of The Secretary, The Goa Building and Other Construction Workers Welfare Board, Panaji – Goa as per details given below:


Fees paid for:


- i) Residential (1%):
:- 1% x (18058.30 M2 x Rs. 9500/-)
:- Rs. 171538.50
:- Say Rs. 17,15,539.00
- ii) R.C.C. Approval (0.50%):
:- 0.50% x (18058.30 M2 x Rs. 9500/-)
:- Rs. 857769.25
:- Say Rs. 8,57,769.00
- iii) Swimming Pool : Rs. 30,000/- (lump sum)
- iv) Lift : Rs. 7 x 13,500.00 Rs. 94,500/-
- v) Service Connection Charges :-
:- 1 ½ % Fire Fighting + 15% Electrical + 10% Water Supply
:- 1% x (26.50%(18058.30M2 x Rs. 9500/-)
:- Rs. 454617.70
:- Say Rs. 4,54,618.00
- vi) Commission on Cess : Rs. 22,947/-
(Administrative Charges 1% = Rs. 22,947/- and Cess Rs. 22,71,710/-)

He is hereby granted Construction Licence for Proposed amalgamation and residential project with respect to land zoned as Settlement S-1 zone in O.D.P. Plan in property bearing Chalta No. 3, 3-A & 3-B of P.T.Sheet No. 26 at Mapusa, Bardez – Goa duly approved by NGPDA vide Order No. NGPDA/M/1569/2410/2016; dtd. 05/12/2016 at Panaji-Goa with the following conditions:-

1. The Licensee shall strictly comply with all the conditions imposed in the Development Order No. NGPDA/M/1569/2410/2016; dtd. 05/12/2016 issued by the North Goa Planning and Development Authority.


2. The Licensee shall notify the Council regarding commencement of work in prescribed proforma as per Appendix IX.




Chief Officer
Mapusa Municipal Council

Licence No. 01 dt.07/4/17

3. The construction should be done by maintaining the minimum prescribed horizontal and vertical clearances from any overhead electrical line passing adjacent to the construction.
4. All RCC/Structural works shall be designed and supervised by the Engineer who has signed the Structural Liability Certificate submitted to the Municipal Council.
5. No material for construction or earth from excavation or any other construction material shall be stacked on the Public roads, footpaths, gutters etc.
6. The Building should not be occupied unless the occupancy certificate is obtained from the Council.
7. The construction licence shall be revoked if the construction work is not executed as per the approved plans and the statements therein and whenever there is any false statement or misrepresentation of any material passed, approved or shown in the application on which the construction licence was issued.
8. The Licensee should construct a separate soak pit in order to derivate in the sullage water.
9. Any soak pit / septic tank should be constructed at a minimum distance of 15 meters away from any existing well.
10. The ventilation pipe of the septic tank should be provided with a mosquito net.
11. The Licensee should connect the pipelines from their latrines/WC's to the sewerage line at their own cost, when the sewerage line is commissioned.
12. The Licensee should fix a board at a prominent place whenever the construction is started. indicating the number, the date and the authority from which the licence for construction work has been granted.
13. All the building material and other rubbish should be cleared from the construction site before applying for the Occupancy certificate.
14. Water storage tanks shall be provided with mosquito proof lids and over flow pipes. The tanks should be provided with access ladders wherever necessary.
15. The drains surrounding the plot if any should be constructed with PCC and should be covered with removable RCC precast slabs of sufficient thickness and sizes.
16. The Licensee should gift the road widening area to the council before applying for the Occupancy certificate, if the applicant has utilized the extra FAR in lieu of the road widening affecting the plot.
17. The Licensee should plaster and paint the building internally as well as externally before applying for Occupancy certificate. Exposed brick/laterite/concrete/stone/ashlars masonry finish to buildings will also be permitted.
18. The Licensee should provide a dustbin or a composting unit at a convenient place accessible for the Municipal vehicle for collection of garbage.
19. Road widening area shall be asphalted to the existing road level before applying for occupancy certificate.
20. Garages and Parking areas shown in the approved plan shall be strictly used for parking purposes only and should be easily accessible to vehicles. No commercial activities shall be allowed in these areas.
21. Access up to the entrance of the building is to be paved and is provided with drainage facilities.





Chief Officer
Mapusa Municipal Council

22. Space for parking of vehicles should be clearly demarcated on the ground.
23. No Restaurants/Bars will be permitted in the shops unless a separate soak pit is provided besides confirming to the rules in force i.e. without obtaining Occupancy Certificate.
24. No commercial activities will be permitted in the shops unless a separate permission to this effect is obtained from this council.
25. All temporary sheds/existing buildings shown to be demolished in the plan should be demolished before applying for Occupancy certificate.
26. Fire Escape staircases, if applicable shall be constructed as indicated in the approved plans.
27. All internal courtyards should be provided with drainage outlet.
28. The Licensee should maintain all existing natural drains in the plot and should not block them at any stage.
29. No soak pit or other structures should come in the road widening area.
30. The plot boundary should be cordoned off by continuous sheet fencing either of wood or metal during the construction period.
31. The construction of compound wall should not obstruct any pathway or any public access. The Licensee shall make necessary arrangements for smooth flow of rain water by keeping adequate openings in the compound wall for the purpose.
32. No gates shall open outwards on to the road.
33. The construction of the compound wall should be as per the approved plan. The Licensee shall inform this council after the completion of the compound wall.
34. The Licensee shall undertake construction for composting station / Recycling station within the premises for treatment and disposal of biodegradable Municipal Solid waste, as per design and size approved by the Mapusa Municipal Council before applying for Occupancy Certificate.
35. Storage of water should be done in such a way that mosquito breeding doesn't take place either by introducing fish in the tanks / wells or properly covering the iron drums / plastic tanks etc. or by observing dry day once a week.
36. Overhead tanks / sumps are to be provided with mosquito proof lids and other pipe fittings without any hole for the entry of mosquitoes. Outlet is to be covered by muslin / wire mesh. Ladder for inspection of the tank to be installed if required.
37. Curing water collection should be treated with anti-larval chemicals by the Licensee.
38. Not to engage labourers for any construction / building work unless they are screened for malaria and possess health cards. These cards are to be renewed every 3 months. Also arrangement should be done to get their blood tested immediately in case of fever and ensure that full treatment is taken in consultation with **National Vector Borne Diseases, Control Programme.**
39. Labourers to be provided with basic amenities like proper shelter, water for drinking and domestic purposes including proper sanitary conditions including toilet facilities.



(Signature)

Chief Officer
Mapusa Municipal Council

40. To fill the pits, ditches, water pool etc to avoid stagnations and to ensure no mosquito breeding sites in and around specially in unused items like tyres, bottles, tins etc.
41. All septic tanks / soak pits to be constructed as per the specifications required with proper mosquito proof arrangements so that there is no overflow / leakage that could give rise to stagnation and breeding of mosquitoes.
42. Drains /Nallahs to be maintained clean around the site so that there is no blockade to flow of water. The Gradient should be proper for drainage / flow and also proper cleaning of water should be done.
43. The Licensee shall be fully responsible for structural stability of the building for which this licence has been granted.
44. The Licensee and his architect / engineer shall be fully responsible to ascertain, before commencement of construction work, the correctness of dimensions, areas, location, exact position of the plot or land on which construction is proposed. The Chief Officer and/or officials of this council shall in no way be responsible for correctness of plot/land dimensions at any stage. If required, Licensee may obtain demarcation order from competent authority prior to commencement of work.
45. The Licensee and his architect / engineer shall be fully responsible to ascertain, before commencement of construction work, the technical feasibility of the plot or land on which construction is proposed so that structure/ construction is stable, sound and safe. The Chief Officer and/or officials of this council shall be in no way be responsible for the same. If required, Licensee and his architect / engineer may obtain opinion or report from experts.
46. The Licensee shall take adequate precautions for the safety of workers/labours and all others involved in the construction work.
47. This construction licence is issued based on the condition that LICENSEE and HIS ENGINEER shall be solely responsible for the stability of structure and safety of all concerned and the Chief Officer and his all officials are indemnified against any civil and or criminal liabilities and or any kind of liability whatsoever in the event of any untoward incident or structural failure/collapse.
48. The Licensee, his engineer and architect shall take all necessary steps to see that structure is sound, safe and stable.
49. The licensee shall submit valid **CONVERSION SANAD in respect of Chalta No. 3 of P.T.Sheet No. 26 within 30 days from the date of issue of this licence.**
50. **RCC drawings and Calculations shall be submitted before actual commencement of project.**
51. **No. trees shall be cut before obtaining NOC from Forest Department.**
52. **Details of proposed RCC culvert including Structural Liability Certificate and RCC drawings shall be submitted to this Council within 30days from the date of issue of this licence.**
 - **THIS LICENCE IS VALID FOR A PERIOD OF ONE YEAR FROM THE DATE OF ISSUE OF THIS LICENCE.**
 - **RENEWAL IF REQUIRED SHALL BE APPLIED WITHIN THE PERIOD OF THE VALIDITY OF THE LICENCE.**
 - **REVALIDATION OF LICENCE WILL BE GRANTED SUBJECT TO DISCRETION OF THE CHIEF OFFICER.**



Chief Officer
Mapusa Municipal Council

Copy to:

- (a) The Member Secretary,
North Goa Planning and Development Authority, Panaji –Goa.
- (b) The Labour Commissioner,
Office of the Commissioner, Labour & Employment,
Govt. of Goa, Shramashakti Bhavan, 2nd Floor, Patto Plaza, Panaji – Goa.